



# Split System Air Conditioners

Come home to comfort with LG



# Come Home To Comfort with LG air conditioners

## Why LG Air Conditioning

Designed for the way you live, our air conditioners are available in a wide range of styles - so you can create a space that's cool, comfortable and stylish.

LG is committed to providing quality products to enrich the everyday lives of Australians. We believe in our products and provide a **10 year compressor parts warranty**, so comfort will be with you for years to come.

With LG Split System air conditioning products, you'll also enjoy benefits such as:

- **Embedded Wi-Fi** - so that you can control your unit with your Smartphone, even when you're not at home\*.
- **Active Energy Control** - to help track your energy consumption.
- **Low Noise** - LG Air Conditioners operate at low sound levels.

For ease of installation, energy efficiency and quiet performance, LG air conditioning systems are the smart choice.

## Home Connectivity

LG is making your life simpler and more convenient with connected appliances so you can now control your air conditioner with the sound of your voice.

Google Assistant\* is now compatible with LG Split System Air Conditioners.

This means, you can now delegate tasks or ask your LG Air Conditioner questions via the Google Assistant app or a compatible speaker.

The list of supported Google Assistant commands includes:

- OK Google, turn on the air conditioner
- OK Google, what's the temperature of the air conditioner
- OK Google, set the temperature to 22 degrees

This not only demonstrates LG's commitment to innovative technology in our products, but continuously finding ways of helping busy Australian's in their day to day life.




\* Product Registration using both LG Smart ThinQ app & Google app is required. Internet, Wi-Fi connection and Google account required. Data usage may apply. Controlling devices and features requires compatible smart devices. Features and services may be changed without notice. Google is a trademark of Google LLC.





"OK Google, turn on the air conditioner!"

"Sure, turning on"



 amazon alexa

 works with the  
Google Assistant

MODEL LINE-UP

# SMART SERIES

## WS Series

Built-In Wi-Fi

**R32**  
REFRIGERANT



### WS09TWS

Indoor : WS09TWN  
Outdoor : WS09TWU

Cooling: ★★★★★  
Heating: ★★★★★

### WS18TWS

Indoor : WS18TWN  
Outdoor : WS18TWU

Cooling: ★★  
Heating: ★★

**NEW**

### WS24SL

Indoor : WS24SLN  
Outdoor : WS24SLU

Cooling: 4.0/4.0/4.0  
Heating: 3.0/2.5/1.5

### WS12TWS

Indoor : WS12TWN  
Outdoor : WS12TWU

Cooling: ★★★  
Heating: ★★★★★

### WS24TWS

Indoor : WS24TWN  
Outdoor : WS24TWU

Cooling: ★★  
Heating: ★★



Product Registration using both LG Smart ThinQ app & Google app is required. Internet, Wi-Fi connection and Google account required. Data usage may apply. Controlling devices and features requires compatible smart devices. Features and services may be changed without notice. Google is a trademark of Google LLC.



MODEL LINE-UP

# HIGH EFFICIENCY SERIES

## WH Series

Built-In Wi-Fi

**R32**  
REFRIGERANT



### WH09SK-18

Indoor : WH09SKN-18  
Outdoor : WH09SKNU-18

Cooling: 5.0/4.5/4.5  
Heating: 3.0/3.0/2.5

### WH18SL-19

Indoor : WH18SLN-19  
Outdoor : WH18SLU-19

Cooling: 4.5/4.5/4.5  
Heating: 3.0/2.5/2.0

### WH30SR-18

Indoor : WH30SRN-18  
Outdoor : WH30SRU-18

Cooling: 3.0/3.0/3.0  
Heating: 3.0/2.5/2.0

### WH12SK-18

Indoor : WH12SKN-18  
Outdoor : WH12SKNU-18

Cooling: 5.0/4.5/4.5  
Heating: 3.0/2.5/2.0

### WH24SL-18

Indoor : WH24SLN-18  
Outdoor : WH24SLU-18

Cooling: 3.5/3.5/3.5  
Heating: 3.0/2.0/1.5

### WH34SR-18

Indoor : WH34SRN-18  
Outdoor : WH34SRU-18

Cooling: 3.0/3.0/3.0  
Heating: 3.0/2.5/1.5

## Control Your Air Conditioner with Your Voice.

Making it easy to control your air conditioner with your voice. Voice Control through a compatible speaker available in all LG Split

Systems with built-in Wi-Fi.

## KEY FEATURES

# SMART



## Embedded Wi-Fi

### Built-in Wi-Fi Smart Control

The LG Smart ThinQ App lets you access and control your air conditioner with your smartphone\* even when you're not at home.



Controlling & Monitoring

Smart Diagnosis & Filter Manager

Integrated Home Appliances Control

Air Conditioner Control With Wi-Fi

\* Product Registration using both LG Smart ThinQ app & Google app is required. Internet, Wi-Fi connection and Google account required. Data usage may apply. Controlling devices and features requires compatible smart devices. Features and services may be changed without notice. Google is a trademark of Google LLC.

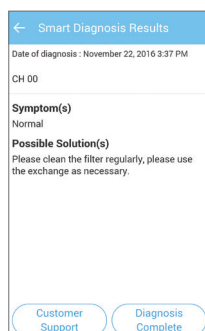

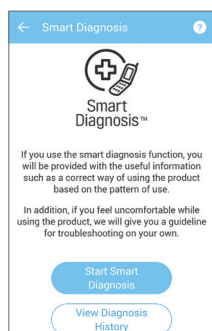


works with the Google Assistant



## Smart Diagnosis

Smart Diagnosis provides usage tips and useful information based on your product usage patterns. If you experience a problem while using the product, we will help you to troubleshoot it using the Smart Diagnosis results.





KEY FEATURES


# CORE TECHNOLOGY



## Smart Inverter Compressor

### Temperature control

The Compressor speed of the LG Smart Inverter Compressor™ is constantly adjusted and varied to maintain the desired temperature with less fluctuation than a non-inverter compressor.



## KEY FEATURES

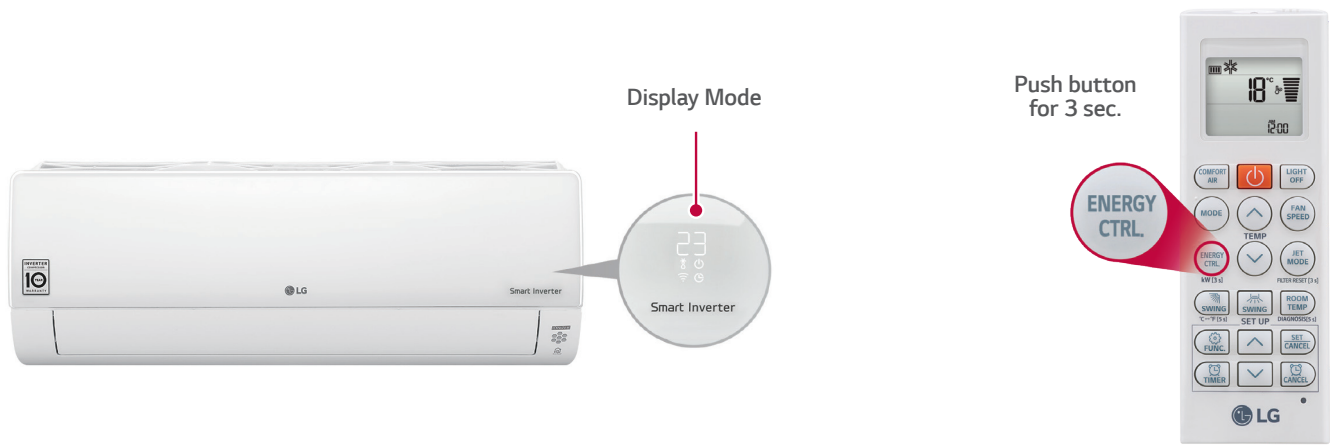
# ENERGY EFFICIENCY



## Energy Display & Monitoring

View your real time energy usage

A simple push of the remote control button allows you to conveniently view current energy usage on your air conditioner's panel.



### Benefit

#### Normal Mode

Current Temperature Setting



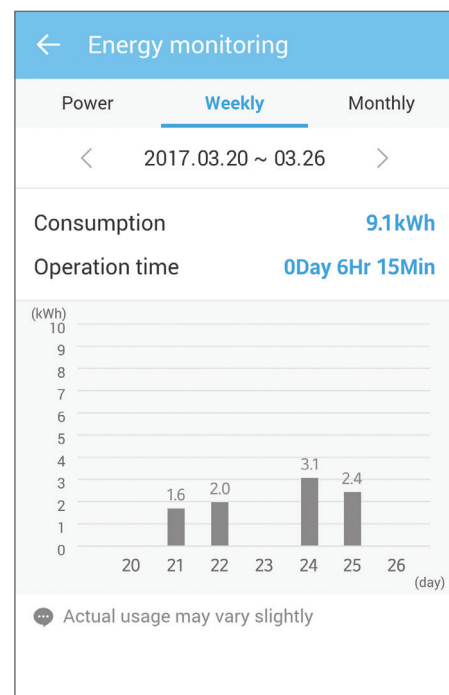
#### Electric Power

Displays Current Energy Use



### Energy Monitoring

You can also view your weekly or monthly energy usage on the Smart ThinQ app.





## KEY FEATURES

# ENERGY EFFICIENCY



## Active Energy Control 4 - Step

### Take tighter control of your energy usage

Active energy control allows the user to adjust the energy levels to improve cooling efficiency and help reduce power consumption.

#### How It Works

**Normal.**  
100% energy usage

Many people and high-activity level



**Step 1.**  
80% energy usage

Few people and moderate-activity levels.




**Step 2.**  
60% energy usage

Fewer people and low-activity levels.



**Step 3.**  
40% energy usage

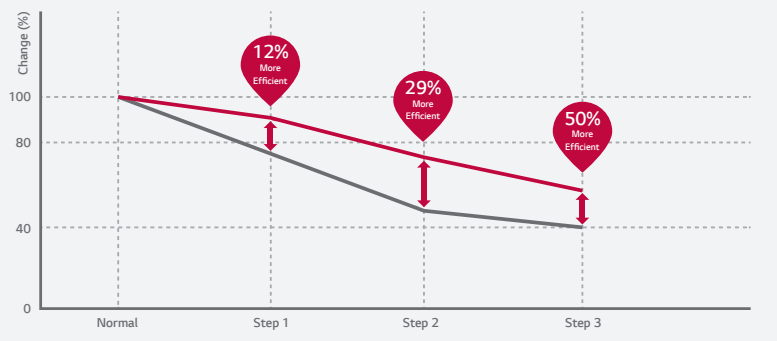
Fewest people with no activity.



#### Energy Savings

Limiting power consumption from 80-40% of normal use increases energy efficiency up to 50%.

- System Efficiency Gain
- Cooling Capacity
- Energy Consumption



\* Test Conditions : Temperature. (Indoor Temperature : 27°C DB / 19°C WB, Outdoor Temperature : 35°C), Air Conditioner model WH24.

## KEY FEATURES

# CLEAN, FILTERED AIR

## Plasmaster™ Ionizer<sup>PLUS</sup>

### Plasmaster Ioniser Plus & Auto Cleaning

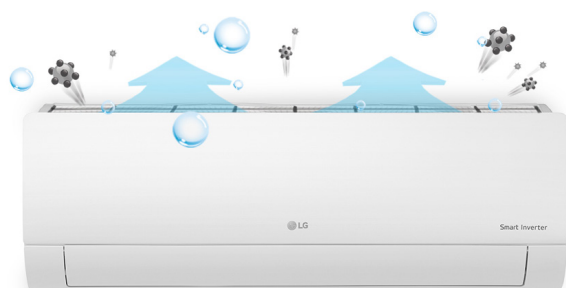
The Plasmaster Ioniser generates over 3 million plasma ions which filtrate the air in the indoor environment and inside the air conditioning unit itself. The Auto Cleaning function helps to minimise the formation of mould and bacteria on the heat exchanger.

### Filtration and Deodorisation



## Auto Cleaning


Auto Cleaning dries the coil helping to minimise bacteria, mould and odours that can otherwise accumulate in an indoor unit.



Bacteria Reduction



Odour Minimised



Mould Minimised

\*Applicable to WS09, 12, 18



## KEY FEATURES


# DURABILITY



## 10-Year Compressor Parts Warranty

### Smart Inverter Compressor™

The LG Smart Inverter Compressor™ is designed to cope with high temperatures, so great for those hot Australian conditions. With the 10 year compressor parts warranty\*, you have the peace of mind that you can come home to comfort for years to come.



\* 5 years parts and labour + 5 years limited parts warranty on the compressor.



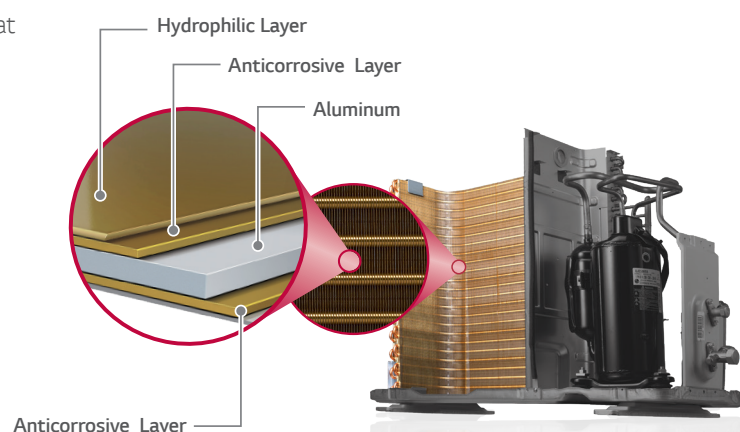
## Gold Fin™

The Gold Fin™ coating helps protect the surface of the heat exchanger from corrosion.

### How It Works

#### Crosscut View of Heat Exchanger

The gold-coloured special coating on the fin of the heat exchanger helps prevent corrosion.



## KEY FEATURES

# QUIET & COMFORTABLE



## Low Noise

### Sleep easy

LG air conditioners operate at low sound levels, thanks to the skew fan and Smart Inverter Compressor™ which reduces unnecessary noise.





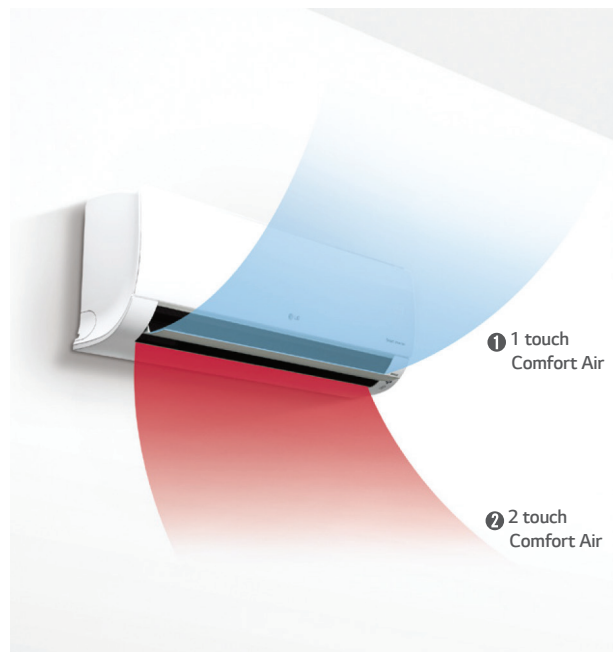
## KEY FEATURES

# QUIET & COMFORTABLE



## Comfort Air

This option conveniently sets an AC's louvers to a preset position so that outflowing air is directed away from a room's occupants.




**Scene 1: Inclines to a maximum 70° angle.**  
Sets vane angle to highest position :  
Optimised for gentle airflow cooling.

Indoor Unit Display



Remote Controller Display

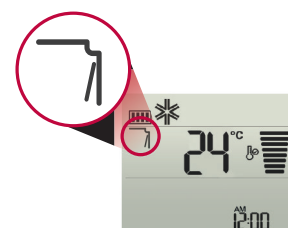


**Scene 2: Declines to a maximum 0° angle.**  
Sets vane angle to lowest position :  
Optimised for gentle airflow heating.

Indoor Unit Display



Remote Controller Display



















## KEY FEATURES

# SMART SERIES



| Model   | WS09TWS | WS12TWS | WS18TWS | WS24TWS | WS24SL |
|---------|---------|---------|---------|---------|--------|
| Cool kW | 2.6     | 3.4     | 4.8     | 6.3     | 7.1    |
| Heat kW | 3.2     | 4.0     | 5.9     | 7.3     | 7.7    |

















|                     |   |                                    |     |     |     |   |             |
|---------------------|---|------------------------------------|-----|-----|-----|---|-------------|
| SMART               |    | Embedded Wi-Fi                     | ●   | ●   | ●   | ● | ●           |
|                     |    | Smart Diagnosis                    | ●   | ●   | ●   | ● | ●           |
| ENERGY EFFICIENCY   |    | Energy Display & Monitoring        | ●   | ●   | ●   | ● | ●           |
|                     |    | Active Energy Control - 4 Step     | ●   | ●   | ●   | ● | ●           |
| CLEAN, FILTERED AIR |   | Plasmaster Ionizer <sup>PLUS</sup> | X   | X   | X   | X | X           |
|                     |  | Auto Cleaning                      | ●   | ●   | ●   | ● | ●           |
| DURABILITY          |  | 10-Year Compressor Parts Warranty  | ●   | ●   | ●   | ● | ●           |
| CORE TECHNOLOGY     |  | Smart Inverter Compressor          | ●   | ●   | ●   | ● | ●           |
| QUIET & COMFORTABLE |  | Low Noise                          | ●   | ●   | ●   | ● | ●           |
|                     |  | Comfort Air                        | ●   | ●   | ●   | ● | ●           |
|                     |  | Quick & Easy Installation          | ●   | ●   | ●   | ● | ●           |
| COMFORT COOL        |  | 2-Way Swing                        | ●   | ●   | ●   | ● | 4 way       |
|                     |  | Jet Cool                           | ●   | ●   | ●   | ● | ●           |
| CONTROL             |  | Dry Contact                        | ●   | ●   | ●   | ● | ●           |
| ENERGY RATING       |  | Cooling                            | 4.5 | 3   | 2   | 2 | 4.0/4.0/4.0 |
|                     |  | Heating                            | 5   | 3.5 | 2.5 | 2 | 3.0/2.5/1.5 |

## KEY FEATURES

# HIGH EFFICIENCY SERIES



| Model   | WH09SK-18 | WH12SK-18 | WH18SL-19 | WH24SL-18 | WH30SR-18 | WH34SR-18 |
|---------|-----------|-----------|-----------|-----------|-----------|-----------|
| Cool kW | 2.5       | 3.5       | 5.0       | 7.1       | 8.5       | 9.4       |
| Heat kW | 3.2       | 4.0       | 6.0       | 8.0       | 9.0       | 10.3      |

|                     |   |                                    |             |             |             |             |             |             |
|---------------------|---|------------------------------------|-------------|-------------|-------------|-------------|-------------|-------------|
| SMART               |    | Embedded Wi-Fi                     | ●           | ●           | ●           | ●           | ●           | ●           |
|                     |    | Smart Diagnosis                    | ●           | ●           | ●           | ●           | ●           | ●           |
| ENERGY EFFICIENCY   |    | Energy Display & Monitoring        | ●           | ●           | ●           | ●           | ●           | ●           |
|                     |    | Active Energy Control - 4 Step     | ●           | ●           | ●           | ●           | ●           | ●           |
| CLEAN, FILTERED AIR |   | Plasmaster Ionizer <sup>PLUS</sup> | ●           | ●           | ●           | ●           | ●           | ●           |
|                     |  | Auto Cleaning                      | ●           | ●           | ●           | ●           | ●           | ●           |
| DURABILITY          |  | 10-Year Compressor Parts Warranty  | ●           | ●           | ●           | ●           | ●           | ●           |
| CORE TECHNOLOGY     |  | Smart Inverter Compressor          | ●           | ●           | ●           | ●           | ●           | ●           |
| QUIET & COMFORTABLE |  | Low Noise                          | ●           | ●           | ●           | ●           | ●           | ●           |
|                     |  | Comfort Air                        | ●           | ●           | ●           | ●           | ●           | ●           |
|                     |  | Quick & Easy Installation          | ●           | ●           | ●           | ●           | ●           | ●           |
| COMFORT COOL        |  | 4-Way Swing                        | ●           | ●           | ●           | ●           | ●           | ●           |
|                     |  | Jet Cool                           | ●           | ●           | ●           | ●           | ●           | ●           |
| CONTROL             |  | Dry Contact                        | ●           | ●           | ●           | ●           | ●           | ●           |
| ENERGY RATING       |  | Cooling                            | 5.0/4.5/4.5 | 5.0/4.5/4.5 | 4.5/4.5/4.5 | 3.5/3.5/3.5 | 3.0/3.0/3.0 | 3.0/3.0/3.0 |
|                     |  | Heating                            | 3.0/3.0/2.5 | 3.0/2.5/2.0 | 3.0/2.5/2.0 | 3.0/2.0/1.5 | 3.0/2.5/2.0 | 3.0/2.5/1.5 |



KEY FEATURES

# CONTROL



## Remote Control



- 1 Comfort Air Mode
- 2 On / Off
- 3 Light Off
- 4 Operation Mode
- 5 Temperature Setting
- 6 Indoor Fan Speed
- 7 Energy Control
- 8 Jet Cool / Jet Heat
- 9 Airflow Control (Up and Down)
- 10 Airflow Control (Left and Right)
- 11 Room Temperature
- 12 Function
- 13 Timer
- 14 Set / Clear



## Commercial Application

Optional controllers for commercial applications

| Model       |                               |                              |                            |                          |
|-------------|-------------------------------|------------------------------|----------------------------|--------------------------|
|             | PREMTB001<br>(STANDARD WIRED) | PREMTA000<br>(Premium WIRED) | PACEZA000<br>(AC EZ TOUCH) | PACSA000<br>(AC SMART 5) |
| Requirement |                               |                              | PI485 card                 | PI485 card               |
| WH09        | ✓                             | ✓                            | ✓                          | ✓                        |
| WH12        | ✓                             | ✓                            | ✓                          | ✓                        |
| WH18        | ✓                             | ✓                            | ✓                          | ✓                        |
| WH24        | ✓                             | ✓                            | ✓                          | ✓                        |
| WH30        | ✓                             | ✓                            | ✓                          | ✓                        |
| WH34        | ✓                             | ✓                            | ✓                          | ✓                        |

| Model       |                                 |                             |                             |
|-------------|---------------------------------|-----------------------------|-----------------------------|
|             | PACP4B000<br>Power Module (ACP) | PACM4B000<br>(AC MANAGER 4) | PMNFP14A1<br>(PI485 32 IDU) |
| Requirement | PI485 card                      | PI485 card & ACP            | One per outdoor unit        |
| WH09        | ✓                               | ✓                           | ✓                           |
| WH12        | ✓                               | ✓                           | ✓                           |
| WH18        | ✓                               | ✓                           | ✓                           |
| WH24        | ✓                               | ✓                           | ✓                           |
| WH30        | ✓                               | ✓                           | ✓                           |
| WH34        | ✓                               | ✓                           | ✓                           |

# SPECIFICATIONS

# SMART SERIES

## WS Series

### Built-In Wi-Fi

Indoor Unit : WS09TWN / Outdoor Unit : WS09TWU  
 Indoor Unit : WS12TWN / Outdoor Unit : WS12TWU  
 Indoor Unit : WS18TWN / Outdoor Unit : WS18TWU  
 Indoor Unit : WS24TWN / Outdoor Unit : WS24TWU



| Model                         |                                   |                               | WS09TWS                   | WS12TWS                    | WS18TWS                    | WS24TWS                    | WS24SL                     |                            |
|-------------------------------|-----------------------------------|-------------------------------|---------------------------|----------------------------|----------------------------|----------------------------|----------------------------|----------------------------|
| Indoor Unit                   |                                   | Unit                          | WS09TWN                   | WS12TWN                    | WS18TWN                    | WS24TWN                    | WS24SLN                    |                            |
| Outdoor Unit                  |                                   |                               | WS09TWU                   | WS12TWU                    | WS18TWU                    | WS24TWU                    | WS24SLU                    |                            |
| Rated Capacity                | Cooling                           | kW                            | 2.6                       | 3.4                        | 4.8                        | 6.3                        | 7.1                        |                            |
|                               | Heating                           | kW                            | 3.2                       | 4.0                        | 5.9                        | 7.3                        | 7.7                        |                            |
| Capacity Range                | Cooling                           | Min ~ Max                     | 0.89 ~ 3.7                | 0.89 ~ 4.04                | 0.9 ~ 5.5                  | 0.9 ~ 7.42                 | 1 ~ 8                      |                            |
|                               | Heating                           | Min ~ Max                     | 0.89 ~ 5.0                | 0.89 ~ 6.0                 | 0.9 ~ 6.4                  | 0.9 ~ 8.64                 | 1 ~ 8.5                    |                            |
| Power Input                   | Cooling                           | Rated                         | 0.60                      | 0.89                       | 1.46                       | 1.92                       | 0.17 ~ 2.75                |                            |
|                               | Heating                           | Rated                         | 0.74                      | 0.99                       | 1.67                       | 2.23                       | 0.2 ~ 3.05                 |                            |
| Running Current               | Cooling                           | Rated                         | A                         | 3.0                        | 4.4                        | 6.5                        | 8.5                        | 1.20 ~ 11.60               |
|                               | Heating                           | Rated                         | A                         | 3.3                        | 4.7                        | 7.4                        | 9.9                        | 1.40 ~ 12.70               |
| EER                           |                                   | W/W                           | 4.33                      | 3.79                       | 3.28                       | 3.28                       | 3.30                       |                            |
| AEER                          |                                   | -                             | 4.26                      | 3.76                       | 3.27                       | 3.26                       | 3.3                        |                            |
| COP                           |                                   | W/W                           | 4.31                      | 4.04                       | 3.52                       | 3.26                       | 3.67                       |                            |
| ACOP                          |                                   | -                             | 4.25                      | 4.00                       | 3.5                        | 3.25                       | 3.66                       |                            |
| Energy Label / Star Ratings   |                                   | Cooling                       | -                         | 4.5 STAR                   | 3.0 STAR                   | 2.0 STAR                   | 2.0 STAR                   | 4.0,4.0,4.0                |
|                               |                                   | Heating                       | -                         | 5.0 STAR                   | 3.5 STAR                   | 2.5 STAR                   | 2.0 STAR                   | 3.0,2.5,1.5                |
| Power Supply                  |                                   | Ø, V, Hz                      | 1Ph, 220~240V, 50Hz       | 1Ph, 220~240V, 50Hz        | 1Ph, 220~240V, 50Hz        | 1Ph, 220~240V, 50Hz        | 1Ph, 220~240V, 50Hz        |                            |
| Indoor                        | Air Flow Rate                     | Cooling, Max / H / M / L      | L/s                       | 200 / 183 / 150 / 92       | 200 / 183 / 150 / 92       | 258 / 242 / 217 / 175      | 305 / 268 / 218 / 175      | 383/283/233/183            |
|                               |                                   | Heating, Max / H / M / L      | L/s                       | 208 / 183 / 150 / 108      | 208 / 183 / 150 / 108      | 308 / 267 / 225 / 183      | 330 / 293 / 238 / 183      | 433/333/283/233            |
|                               | Sound Pressure Level              | Cooling, Max / H / M / L / SL | dB(A)                     | 48 / 42 / 37 / 27 / 19     | 48 / 42 / 37 / 27 / 19     | 49 / 44 / 39 / 34 / 31     | 49 / 47 / 42 / 34 / 31     | - / 46 / 41 / 36 / 27      |
|                               | Dimensions (W x H x D)            | Net                           | mm                        | 837 x 308 x 189            | 837 x 308 x 189            | 998 x 345 x 210            | 998 x 345 x 210            | 1060 x 360 x 265           |
|                               | Weight                            | Net                           | kg                        | 9.1                        | 9.1                        | 11.9                       | 12.7                       | 16.6                       |
| Outdoor                       | Compressor                        |                               | -                         | Twin Rotary                | Twin Rotary                | Twin Rotary                | Twin Rotary                | Twin Rotary                |
|                               | Condenser                         | Corrosion Protection          | -                         | Gold                       | Gold                       | Gold                       | Gold                       | Gold                       |
|                               |                                   | Sound Pressure Level          | Cooling, Rated            | dB(A)                      | 49                         | 49                         | 53                         | 54                         |
|                               | Heating, Rated                    |                               | dB(A)                     | 51                         | 51                         | 55                         | 57                         | 52                         |
|                               | Sound Power Level                 |                               | dB(A)                     | 65                         | 65                         | 65                         | 66                         | 63                         |
|                               | Dimensions* (W x H x D)           | Net                           | mm                        | 770 x 545 x 288            | 770 x 545 x 288            | 770 x 545 x 288            | 870 x 650 x 330            | 870 x 650 x 330            |
|                               | Weight                            | Net                           | kg                        | 34.1                       | 34.1                       | 34.4                       | 46.0                       | 45.7                       |
| Operation Range               | Cooling                           | °C DB                         | -15 ~ 48                  | -15 ~ 48                   | -15 ~ 48                   | -15 ~ 48                   | -10 ~ 48                   |                            |
|                               | Heating                           | °C DB                         | -15 ~ 24                  | -15 ~ 24                   | -10 ~ 24                   | -10 ~ 24                   | -10 ~ 24                   |                            |
| <b>Field Connections</b>      |                                   |                               |                           |                            |                            |                            |                            |                            |
| Circuit Breaker               |                                   | A                             | 15                        | 15                         | 20                         | 20                         | 20                         |                            |
| Power Supply Guide            |                                   | No.                           | 3 Core + Earth            | 3 Core + Earth             | 3 Core + Earth             | 3 Core + Earth             | 3 Core + Earth             |                            |
| Power Supply to Unit          |                                   | -                             | Outdoor                   | Outdoor                    | Outdoor                    | Outdoor                    | Outdoor                    |                            |
| Power and Communication Cable |                                   | No. x mm <sup>2</sup>         | 4 x 1.0 (Including Earth) | 4 x 1.0 (Including Earth)  | 4 x 1.0 (Including Earth)  | 4 x 1.0 (Including Earth)  | 4 x 1 (including Earth)    |                            |
| <b>Field Piping</b>           |                                   |                               |                           |                            |                            |                            |                            |                            |
| Piping                        | Size                              | Liquid                        | mm(inch)                  | Ø 6.35 (1/4)               | Ø 6.35 (1/4)               | Ø 6.35 (1/4)               | Ø 6.35 (1/4)               | Ø 6.35 (1/4)               |
|                               |                                   | Gas                           | mm(inch)                  | Ø 9.52 (3/8)               | Ø 9.52 (3/8)               | Ø 12.7 (1/2)               | Ø 15.88 (5/8)              | Ø 12.7 (1/2)               |
|                               | Connections Method                | Indoor / Outdoor              | -                         | Flared / Flared            | Flared / Flared            | Flared / Flared            | Flared / Flared            | Flared / Flared            |
| Drain Hose Size               |                                   | O.D, I.D                      | mm                        | 20/15                      | 20/15                      | 20/15                      | 20/15                      | 20/15                      |
| Between Indoor & Outdoor      | Piping Length                     | Min ~ Max                     | m                         | 3 ~ 20                     | 3 ~ 20                     | 3 ~ 20                     | 3 ~ 30                     | 3 ~ 30                     |
|                               |                                   | Pre-Charge Length             | m                         | 7.5                        | 7.5                        | 7.5                        | 7.5                        | 7.5                        |
|                               | Max. Elevation Difference         |                               | m                         | 10                         | 10                         | 10                         | 15                         | 20                         |
|                               | Piping Connection Heat Insulation |                               | -                         | Both liquid and gas pipes  | Both liquid and gas pipes  | Both liquid and gas pipes  | Both liquid and gas pipes  | Both liquid and gas pipes  |
| Refrigerant Charge            |                                   | Type                          | -                         | R32                        | R32                        | R32                        | R32                        | R32                        |
|                               |                                   | Pre Charge                    | g                         | 800                        | 800                        | 1000                       | 1100                       | 1300                       |
|                               |                                   | Additional Charge             | g/m                       | 20                         | 20                         | 20                         | 20                         | 20                         |
|                               |                                   | Control                       | -                         | Electronic Expansion Valve | Electronic Expansion Valve | Electronic Expansion Valve | Electronic Expansion Valve | Electronic Expansion Valve |

\* Dimensions do not include service valve part/cover.

## SPECIFICATIONS

# HIGH EFFICIENCY SERIES

## WH Series

### Built-In Wi-Fi

Indoor Unit : WH09SKN-18 / Outdoor Unit : WH09SKNU-18  
 Indoor Unit : WH12SKN-18 / Outdoor Unit : WH12SKNU-18  
 Indoor Unit : WH18SLN-19 / Outdoor Unit : WH18SLU-19



| Model                             |                           |                               | WH09SK-18                 | WH12SK-18                  | WH18SL-19                  |                            |      |
|-----------------------------------|---------------------------|-------------------------------|---------------------------|----------------------------|----------------------------|----------------------------|------|
| Indoor Unit                       |                           | Unit                          | WH09SKN-18                | WH12SKN-18                 | WH18SLN-19                 |                            |      |
| Outdoor Unit                      |                           |                               | WH09SKNU-18               | WH12SKNU-18                | WH18SLU-19                 |                            |      |
| Rated Capacity                    | Cooling                   | kW                            | 2.50                      | 3.50                       | 5.00                       |                            |      |
|                                   | Heating                   | kW                            | 3.20                      | 4.00                       | 6.00                       |                            |      |
| Capacity Range                    | Cooling                   | Min ~ Max                     | 0.89 ~ 3.70               | 0.89 ~ 4.20                | 1.0 ~ 6.0                  |                            |      |
|                                   | Heating                   | Min ~ Max                     | 0.89 ~ 5.0                | 0.89 ~ 6.0                 | 1.0 ~ 9.0                  |                            |      |
| Power Input                       | Cooling                   | Rated                         | 0.51                      | 0.86                       | 1.22                       |                            |      |
|                                   | Heating                   | Rated                         | 0.65                      | 0.87                       | 1.38                       |                            |      |
| Running Current                   | Cooling                   | Rated                         | 2.80                      | 4.00                       | 5.10                       |                            |      |
|                                   | Heating                   | Rated                         | 3.80                      | 4.10                       | 5.90                       |                            |      |
| Full Load Amps                    |                           | A                             | 6.50                      | 6.50                       | 12.70                      |                            |      |
| EER                               |                           | W/W                           | 4.88                      | 4.07                       | 4.10                       |                            |      |
| AEER                              |                           | -                             | 4.88                      | 4.07                       | 4.10                       |                            |      |
| COP                               |                           | W/W                           | 4.90                      | 4.60                       | 4.35                       |                            |      |
| ACOP                              |                           | -                             | 4.90                      | 4.60                       | 4.35                       |                            |      |
| Energy Label / Star Ratings       |                           | Cooling                       | -                         | 5.0/4.5/4.5                | 4.5/4.5/4.5                |                            |      |
|                                   |                           | Heating                       | -                         | 3.0/3.0/2.5                | 3.0/2.5/2.0                |                            |      |
| Power Supply                      |                           | Ø, V, Hz                      | 1Ph, 220-240V, 50Hz       | 1Ph, 220-240V, 50Hz        | 1Ph, 220-240V, 50Hz        |                            |      |
| Indoor                            | Air Flow Rate             | Max / H / M / L / SL          | L/s                       | 333 / 200 / 166 / 86 / 63  | 333 / 200 / 166 / 86 / 63  | 383 / 283 / 233 / 183      |      |
|                                   | Sound Pressure Level      | Cooling, Max / H / M / L / SL | dB(A)                     | - / 42 / 36 / 26 / 22      | - / 42 / 36 / 26 / 22      | - / 46 / 41 / 36 / 27      |      |
|                                   | Dimensions (W x H x D)    | Net                           | mm                        | 998 x 345 x 210            | 998 x 345 x 210            | 1060 x 360 / 265           |      |
|                                   | Weight                    | Net                           | kg                        | 12.0                       | 12.0                       | 16.6                       |      |
| Outdoor                           | Compressor                |                               | -                         | Twin Rotary                | Twin Rotary                | Twin Rotary                |      |
|                                   | Condenser                 |                               | Corrosion Protection      | -                          | Gold                       | Gold                       | Gold |
|                                   | Sound Pressure Level      | Cooling, Rated                | dB(A)                     | 49                         | 49                         | 49                         |      |
|                                   |                           | Heating, Rated                | dB(A)                     | 51                         | 51                         | 52                         |      |
|                                   | Sound Power Level         |                               | dB(A)                     | 63                         | 63                         | 65                         |      |
|                                   | Dimensions* (W x H x D)   | Net                           | mm                        | 770 x 545 x 288            | 770 x 545 x 288            | 870 x 650 x 330            |      |
|                                   | Weight                    | Net                           | kg                        | 35                         | 35                         | 45.7                       |      |
| Operation Range                   | Cooling                   | °C DB                         | -10 ~ 48                  | -10 ~ 48                   | -10 ~ 48                   |                            |      |
|                                   | Heating                   | °C DB                         | -10 ~ 24                  | -10 ~ 24                   | -10 ~ 24                   |                            |      |
| <b>Field Connections</b>          |                           |                               |                           |                            |                            |                            |      |
| Circuit Breaker                   |                           | A                             | 15                        | 15                         | 20                         |                            |      |
| Power Supply Guide                |                           | No.                           | 3 Core + Earth            | 3 Core + Earth             | 3 Core + Earth             |                            |      |
| Power Supply to Unit              |                           | -                             | Outdoor                   | Outdoor                    | Outdoor                    |                            |      |
| Power and Communication Cable     |                           | No. x mm <sup>2</sup>         | 4 x 1.0 (Including Earth) | 4 x 1.0 (Including Earth)  | 4 x 1.0 (Including Earth)  |                            |      |
| <b>Field Piping</b>               |                           |                               |                           |                            |                            |                            |      |
| Piping                            | Size                      | Liquid                        | mm(inch)                  | Ø 6.35 (1/4)               | Ø 6.35 (1/4)               |                            |      |
|                                   |                           | Gas                           | mm(inch)                  | Ø 9.52 (3/8)               | Ø 12.7 (1/2)               |                            |      |
| Connections Method                |                           | Indoor / Outdoor              | -                         | Flared / Flared            | Flared / Flared            |                            |      |
| Drain Hose Size                   |                           | O.D, I.D                      | mm                        | 21.5, 16.0                 | 21.5, 16.0                 | 20.0, 15.0                 |      |
| Between Indoor & Outdoor          | Piping Length             | Min ~ Max                     | m                         | 3 ~ 20                     | 3 ~ 20                     | 3 ~ 30                     |      |
|                                   |                           | Pre-Charge Length             | m                         | 12.5                       | 12.5                       | 7.5                        |      |
|                                   | Max. Elevation Difference |                               | m                         | 10                         | 10                         | 20                         |      |
| Piping Connection Heat Insulation |                           | -                             | Both liquid and gas pipes | Both liquid and gas pipes  | Both liquid and gas pipes  |                            |      |
| Refrigerant Charge                |                           | Type                          | -                         | R32                        | R32                        | R32                        |      |
|                                   |                           | Pre Charge                    | g                         | 900                        | 900                        | 1300                       |      |
|                                   |                           | Additional Charge             | g/m                       | 20                         | 20                         | 20                         |      |
|                                   |                           | Control                       | -                         | Electronic Expansion Valve | Electronic Expansion Valve | Electronic Expansion Valve |      |

\* Dimensions do not include service valve part/cover.



## SPECIFICATIONS

# HIGH EFFICIENCY SERIES

## WH Series

### Built-In Wi-Fi

Indoor Unit : WH24SLN-18 / Outdoor Unit : WH24SLU-18  
 Indoor Unit : WH30SRN-18 / Outdoor Unit : WH30SRU-18  
 Indoor Unit : WH34SRN-18 / Outdoor Unit : WH34SRU-18



| Model                         |                                   |                               |                           | WH24SL-18                 | WH30SR-18                  | WH34SR-18                  |
|-------------------------------|-----------------------------------|-------------------------------|---------------------------|---------------------------|----------------------------|----------------------------|
| Indoor Unit                   |                                   | Unit                          |                           | WH24SLN-18                | WH30SRN-18                 | WH34SRN-18                 |
| Outdoor Unit                  |                                   |                               |                           | WH24SLU-18                | WH30SRU-18                 | WH34SRU-18                 |
| Rated Capacity                | Cooling                           | kW                            | 7.10                      | 8.50                      | 9.40                       |                            |
|                               | Heating                           | kW                            | 8.00                      | 9.00                      | 10.30                      |                            |
| Capacity Range                | Cooling                           | Min ~ Max                     | 1.0 ~ 8.60                | 2.0 ~ 9.50                | 2.0 ~ 11.20                |                            |
|                               | Heating                           | Min ~ Max                     | 1.0 ~ 10.60               | 2.0 ~ 12.0                | 2.0 ~ 12.8                 |                            |
| Power Input                   | Cooling                           | Rated                         | 1.89                      | 2.26                      | 2.68                       |                            |
|                               | Heating                           | Rated                         | 1.99                      | 2.24                      | 2.74                       |                            |
| Running Current               | Cooling                           | Rated                         | 8.40                      | 10.10                     | 12.00                      |                            |
|                               | Heating                           | Rated                         | 8.90                      | 10.00                     | 12.30                      |                            |
| Full Load Amps                |                                   | A                             | 12.70                     | 16.00                     | 16.00                      |                            |
| EER                           |                                   | W/W                           | 3.76                      | 3.76                      | 3.51                       |                            |
| AEER                          |                                   | -                             | 3.76                      | 3.76                      | 3.51                       |                            |
| COP                           |                                   | W/W                           | 4.02                      | 4.02                      | 3.76                       |                            |
| ACOP                          |                                   | -                             | 4.02                      | 4.01                      | 3.76                       |                            |
| Energy Label / Star Ratings   |                                   | Cooling                       | -                         | 3.5/3.5/3.5               | 3.0/3.0/3.0                | 3.0/3.0/3.0                |
|                               |                                   | Heating                       | -                         | 3.0/2.0/1.5               | 3.0/2.5/2.0                | 3.0/2.5/1.5                |
| Power Supply                  |                                   | Ø, V, Hz                      | 1Ph, 220~240V, 50Hz       | 1Ph, 220~240V, 50Hz       | 1Ph, 220~240V, 50Hz        |                            |
| Indoor                        | Air Flow Rate                     | Max / H / M / L / SL          | L/s                       | 383 / 283 / 233 / 183     | 516 / 416 / 350 / 283      | 516 / 416 / 350 / 283      |
|                               | Sound Pressure Level              | Cooling, Max / H / M / L / SL | dB(A)                     | - / 49 / 44 / 40 / 30     | - / 51 / 46 / 42 / 33      | - / 51 / 46 / 42 / 33      |
|                               | Dimensions (W x H x D)            | Net                           | mm                        | 1060 x 360 x 265          | 1200 x 360 x 265           | 1200 x 360 x 265           |
|                               | Weight                            | Net                           | kg                        | 16.6                      | 18.50                      | 18.50                      |
| Outdoor                       | Compressor                        |                               | -                         | Twin Rotary               | Twin Rotary                | Twin Rotary                |
|                               | Condenser                         | Corrosion Protection          | -                         | Gold                      | Gold                       | Gold                       |
|                               | Sound Pressure Level              | Cooling, Rated                | dB(A)                     | 55                        | 55                         | 55                         |
|                               |                                   | Heating, Rated                | dB(A)                     | 56                        | 57                         | 57                         |
|                               | Sound Power Level                 |                               | dB(A)                     | 66                        | 66                         | 66                         |
|                               | Dimensions* (W x H x D)           | Net                           | mm                        | 870 x 800 x 320           | 950 x 832 x 330            | 950 x 832 x 330            |
|                               | Weight                            | Net                           | kg                        | 55.0                      | 67.1                       | 67.1                       |
| Operation Range               | Cooling                           | °C DB                         | -10 ~ 48                  | -10 ~ 48                  | -10 ~ 48                   |                            |
|                               | Heating                           | °C DB                         | -15 ~ 24                  | -15 ~ 24                  | -15 ~ 24                   |                            |
| <b>Field Connections</b>      |                                   |                               |                           |                           |                            |                            |
| Circuit Breaker               |                                   | A                             | 20                        | 25                        | 25                         |                            |
| Power Supply Guide            |                                   | No.                           | 3 Core + Earth            | 3 Core + Earth            | 3 Core + Earth             |                            |
| Power Supply to Unit          |                                   | -                             | Outdoor                   | Outdoor                   | Outdoor                    |                            |
| Power and Communication Cable |                                   | No. x mm <sup>2</sup>         | 4 x 1.0 (Including Earth) | 4 x 1.0 (Including Earth) | 4 x 1.0 (Including Earth)  |                            |
| <b>Field Piping</b>           |                                   |                               |                           |                           |                            |                            |
| Piping                        | Size                              | Liquid                        | mm(inch)                  | Ø 9.52 (3/8)              | Ø 9.52 (3/8)               | Ø 9.52 (3/8)               |
|                               |                                   | Gas                           | mm(inch)                  | Ø 15.88 (5/8)             | Ø 15.88 (5/8)              | Ø 15.88 (5/8)              |
| Connections Method            |                                   | Indoor / Outdoor              | -                         | Flared / Flared           | Flared / Flared            | Flared / Flared            |
| Drain Hose Size               |                                   | O.D, I.D                      | mm                        | 20, 15                    | 20, 15                     | 20, 15                     |
| Between Indoor & Outdoor      | Piping Length                     | Min ~ Max                     | m                         | 3 ~ 30                    | 3 ~ 30                     | 3 ~ 30                     |
|                               |                                   | Pre-Charge Length             | m                         | 7.5                       | 7.5                        | 7.5                        |
|                               | Max. Elevation Difference         | m                             | 20                        | 20                        | 20                         |                            |
|                               | Piping Connection Heat Insulation | -                             |                           | Both liquid and gas pipes | Both liquid and gas pipes  | Both liquid and gas pipes  |
| Refrigerant Charge            |                                   | Type                          | -                         | R32                       | R32                        | R32                        |
|                               |                                   | Pre Charge                    | g                         | 1750                      | 2000                       | 2000                       |
|                               |                                   | Additional Charge             | g/m                       | 20                        | 20                         | 20                         |
|                               |                                   | Control                       | -                         |                           | Electronic Expansion Valve | Electronic Expansion Valve |

\* Dimensions do not include service valve part/cover.

## DETAILED FEATURE LIST

# SMART SERIES

| Category                  | Function   | WS09TWS  | WS12TWS  | WS18TWS  | WS24TWS  | WS24SL-23                                      |
|---------------------------|--|--|--|--|--|--|
| Air Flow                  | Air Supply Outlet  | 1  | 1  | 1  | 1  | 1  |
|                           | Airflow Direction Control (Left & Right)                             | Manual   | Manual   | Manual   | Manual   | 5 Steps  |
|                           | Airflow Direction Control (Up & Down)                                | 6 Steps  | 6 Steps  | 6 Steps  | 6 Steps  | 6 Steps  |
|                           | Auto Swing (Left & Right)  | X  | X  | X  | X  | ●  |
|                           | Auto Swing (Up & Down)   | ●  | ●  | ●  | ●  | ●  |
|                           | Fan Speed Steps (Fan / Cool / Heat)                                  | 6 / 6 / 6                                      | 6 / 6 / 6                                      | 6 / 6 / 6                                      | 6 / 6 / 6                                      | 6 / 6 / 6                                      |
|                           | Natural Wind (Auto Wind)   | ● / ●  | ● / ●  | ● / ●  | ● / ●  | ●  |
|                           | Jet Cool / Jet Heat (Power Wind)                                     | ●  | ●  | ●  | ●  | ● / ●  |
| Air Filtration            | Comfort Air  | ●  | ●  | ●  | ●  | ●  |
|                           | Pre-filter (Washable)  | ●  | ●  | ●  | ●  | ●  |
|                           | Deodorising Filter   | X  | X  | X  | X  | X  |
|                           | Micro Dust Filter  | X  | X  | X  | X  | X  |
|                           | Multi Protection Filter  | X  | X  | X  | X  | X  |
| Installation              | Plasma Air Filter (Ionizer)  | X  | X  | X  | X  | X  |
|                           | Drain Pump   | X  | X  | X  | X  | X  |
| Reliability               | Hot Start  | ●  | ●  | ●  | ●  | ●  |
|                           | Self Diagnosis   | ●  | ●  | ●  | ●  | ●  |
|                           | De-ice Control (Defrost)   | ●  | ●  | ●  | ●  | ●  |
|                           | Dry (Dehumidification) Operation                                     | ●  | ●  | ●  | ●  | ●  |
| Convenience               | Auto Changeover  | ●  | ●  | ●  | ●  | ●  |
|                           | Auto Operation (Artificial Intelligence)                             | X  | X  | X  | X  | X  |
|                           | Auto Cleaning (Coil Dry)   | ●  | ●  | ●  | ●  | ●  |
|                           | Auto Restart Operation   | ●  | ●  | ●  | ●  | ●  |
|                           | Child Lock <sup>1</sup>  | ●  | ●  | ●  | ●  | ●  |
|                           | Forced Operation   | ●  | ●  | ●  | ●  | ●  |
|                           | Group Control <sup>1</sup>   | ●  | ●  | ●  | ●  | ●  |
|                           | Sleep Mode   | 7hr  | 7hr  | 7hr  | 7hr  | 7hr  |
|                           | Timer 24hr (On/Off) / 7hr (Off)                                      | ● / X  | ● / X  | ● / X  | ● / X  | ● / X  |
|                           | Two Thermistor Control <sup>1</sup>                                  | ●  | ●  | ●  | ●  | ●  |
|                           | Low Ambient Operation  | ●  | ●  | ●  | ●  | ●  |
|                           | Overheating Protection   | ●  | ●  | ●  | ●  | X  |
|                           | Low Heating  | X  | X  | X  | X  | X  |
|                           | Voice Control  | X  | X  | X  | X  | ●  |
|                           | Smart Scan (PIR)   | X  | X  | X  | X  | X  |
|                           | LG AC Tag On (NFC)   | X  | X  | X  | X  | X  |
|                           | Outdoor Silent Mode  | ●  | ●  | ●  | ●  | ●  |
|                           | Mosquito Away  | X  | X  | X  | X  | X  |
|                           | Smart Diagnosis  | ●  | ●  | ●  | ●  | ●  |
|                           | Indoor Unit Display Type   | Number Display                                 | Number Display                                 | Number Display                                 | Number Display                                 | Number Display                                 |
| Indoor Unit Display Light | On / Off   | On / Off                                       | On / Off                                       | On / Off                                       | On/Off   |  |
| Energy Display            | ●  | ●  | ●  | ●  | ●  |  |
| Energy Saving             | Energy Saving  | X  | X  | X  | X  | X  |
|                           | Energy Control   | Active Energy Control                          | Active Energy Control                          | Active Energy Control                          | Active Energy Control                          | Active Energy Control                          |
| Individual Control        | Gen Mode   | X  | X  | X  | X  | X  |
|                           | Wired Remote Controller (Premium) <sup>2</sup>                       | ●  | ●  | ●  | ●  | ●  |
|                           | Wired Remote Controller (Standard) <sup>2</sup>                      | ●  | ●  | ●  | ●  | ●  |
|                           | Wired Remote Controller (Simple with Mode Selection) <sup>2</sup>    | X  | X  | X  | X  | X  |
|                           | Wired Remote Controller (Simple without Mode Selection) <sup>2</sup> | X  | X  | X  | X  | PORCVSLO(QW) / PREMTB(O/B)01                   |
|                           | Hand-held<br>Wireless<br>Controller                                  | (See Remote Controller Section)<br>AKB74955603 | (See Remote Controller Section)<br>AKB74955603 | (See Remote Controller Section)<br>AKB74955603 | (See Remote Controller Section)<br>AKB74955603 | (See Remote Controller Section)<br>AKB74955603 |
| CAC Network Function      | Setting Temperature Range (Cooling)                                  | 18-30 °C (64-86 °F)                            | 18-30 °C (64-86 °F)                            | 18-30 °C (64-86 °F)                            | 18-30 °C (64-86 °F)                            | 18-30 °C (64-86 °F)                            |
|                           | Setting Temperature Range (Heating)                                  | 16-30 °C (60-86 °F)                            | 16-30 °C (60-86 °F)                            | 16-30 °C (60-86 °F)                            | 16-30 °C (60-86 °F)                            | 16-30 °C (60-86 °F)                            |
|                           | General Control Controller (Non LGAP)                                | X  | X  | X  | X  | X  |
|                           | Network Solution (LGAP)  | ●  | ●  | ●  | ●  | ●  |
|                           | Dry Contact <sup>2</sup>   | ●  | ●  | ●  | ●  | ●  |
| Special Function Kit      | PDI (Power Distribution Indicator) <sup>2</sup>                      | X  | X  | X  | X  | X  |
|                           | Outdoor Unit PI 485 <sup>2</sup>                                     | ●  | ●  | ●  | ●  | ●  |
| Others                    | Wi-Fi <sup>2</sup>   | Embedded                                       | Embedded                                       | Embedded*                                      | Embedded                                       | Embedded                                       |
|                           | Smart Inverter Monitoring System (SIMS) <sup>2</sup>                 | PSWMOZ3  | PSWMOZ3  | PSWMOZ3  | PSWMOZ3  | PSWMOZ3  |
|                           | Mode Lock  | Cooling Only or Heating Only                   | Cooling Only or Heating Only                   | Cooling Only or Heating Only                   | Cooling Only or Heating Only                   | Cooling Only or Heating Only                   |
| Others                    | Temperature Control  | Thermistor                                     | Thermistor                                     | Thermistor                                     | Thermistor                                     | Thermistor                                     |
|                           | DRED (Demand Response Enabling Device)                               | ●  | ●  | ●  | ●  | ●  |

### Note

● : Applied, X : Not Applied

• Filters are optional in some specific areas.

<sup>1</sup> : This function can be operated only when the wired remote controller is connected. The applicability of each function depends on the above table.

<sup>2</sup> : Optional accessories must be purchased separately. If shown as "Embedded", this function is included in product.

• The function Wi-Fi is only compatible with 2.4 GHz band. (802.11 b/g/n)

• Some specifications may be changed without notifications due to our policy of innovation.

• The air conditioner which DRED is available is capable of DRM1, DRM2 and DRM3 and complies with standard AS/NZS 4755.3.1.

## DETAILED FEATURE LIST

# HIGH EFFICIENCY SERIES

| Category             | Function   | WH09SK-18                                    | WH12SK-18                                    | WH18SL-19                                    | WH24SL-18                                    | WH30SR-18                                    | WH34SR-18                                    |                     |
|----------------------|--|--|--|--|--|--|--|---------------------|
| Air Flow             | Air Supply Outlet                                    | 1  | 1  | 1  | 1  | 1  | 1  |                     |
|                      | Airflow Direction Control (Left & Right)             | 5 Steps                                      | 5 Steps                                      | 5 Steps                                      | 5 Steps                                      | 5 Steps                                      | 5 Steps                                      |                     |
|                      | Airflow Direction Control (Up & Down)                | 6 Steps                                      | 6 Steps                                      | 6 Steps                                      | 6 Steps                                      | 6 Steps                                      | 6 Steps                                      |                     |
|                      | Auto Swing (Left & Right)                            | ●  | ●  | ●  | ●  | ●  | ●  |                     |
|                      | Auto Swing (Up & Down)                               | ●  | ●  | ●  | ●  | ●  | ●  |                     |
|                      | Fan Speed Steps (Fan / Cool / Heat)                  | 6 / 6 / 6                                    | 6 / 6 / 6                                    | 6 / 6 / 6                                    | 6 / 6 / 6                                    | 6 / 6 / 6                                    | 6 / 6 / 6                                    |                     |
|                      | Natural Wind (Auto Wind)                             | ● / ●  | ● / ●  | ● / ●  | ● / ●  | ● / ●  | ● / ●  |                     |
|                      | Jet Cool / Jet Heat (Power Wind)                     | ●  | ●  | ●  | ●  | ●  | ●  |                     |
|                      | Comfort Air  | ●  | ●  | ●  | ●  | ●  | ●  |                     |
| Air Filtration       | Pre-filter (Washable)                                | ●  | ●  | ●  | ●  | ●  | ●  |                     |
|                      | Plasma Air Filter (Ionizer)                          | ●  | ●  | ●  | ●  | ●  | ●  |                     |
| Reliability          | Hot Start  | ●  | ●  | ●  | ●  | ●  | ●  |                     |
|                      | Self Diagnosis                                       | ●  | ●  | ●  | ●  | ●  | ●  |                     |
|                      | De-Ice Control (Defrost)                             | ●  | ●  | ●  | ●  | ●  | ●  |                     |
|                      | Dry (Dehumidification) Operation                     | ●  | ●  | ●  | ●  | ●  | ●  |                     |
| Convenience          | Auto Changeover                                      | ●  | ●  | ●  | ●  | ●  | ●  |                     |
|                      | Auto Cleaning (Coil Dry)                             | ●  | ●  | ●  | ●  | ●  | ●  |                     |
|                      | Auto Restart Operation                               | ●  | ●  | ●  | ●  | ●  | ●  |                     |
|                      | Forced Operation                                     | ●  | ●  | ●  | ●  | ●  | ●  |                     |
|                      | Group Control <sup>1</sup>                           | ●  | ●  | ●  | ●  | ●  | ●  |                     |
|                      | Sleep Mode   | 7hr  | 7hr  | 7hr  | 7hr  | 7hr  | 7hr  |                     |
|                      | Timer 24hr (On/Off) / 7hr (Off)                      | ● / X  | ● / X  | ● / X  | ● / X  | ● / X  | X / ●  |                     |
|                      | Two Thermistor Control <sup>1</sup>                  | ●  | ●  | ●  | ●  | ●  | ●  |                     |
|                      | Low Ambient Operation                                | ●  | ●  | ●  | ●  | ●  | ●  |                     |
|                      | Overheating Protection                               | ●  | ●  | ●  | ●  | ●  | ●  |                     |
|                      | Outdoor Silent Mode                                  | ●  | ●  | ●  | ●  | ●  | ●  |                     |
|                      | Smart Diagnosis                                      | ●  | ●  | ●  | ●  | ●  | ●  |                     |
|                      | Indoor Unit Display Type                             | Number Display                               | Number Display                               | Number Display                               | Number Display                               | Number Display                               | Number Display                               |                     |
|                      | Indoor Unit Display Light                            | On / Off                                     | On / Off                                     | On / Off                                     | On / Off                                     | On / Off                                     | On / Off                                     |                     |
| Energy Display       | ●  | ●  | ●  | ●  | ●  | ●  |  |                     |
| Energy Saving        | Energy Control                                       | Active Energy Control                        | Active Energy Control                        | Active Energy Control                        | Active Energy Control                        | Active Energy Control                        | Active Energy Control                        |                     |
| Individual Control   | Wired Remote Controller (Standard) <sup>2</sup>      | ●  | ●  | ●  | ●  | ●  | ●  |                     |
|                      | Hand-held Wireless Controller                        | (See Remote Controller Section)              | AKB74955603                                  | AKB74955603                                  | AKB74955603                                  | AKB74955603                                  | AKB74955603                                  | AKB74955603         |
|                      |  | Setting Temperature Range (Cooling)          | 18-30 °C (64-86 °F)                          | 18-30 °C (64-86 °F)                          | 18-30 °C (64-86 °F)                          | 18-30 °C (64-86 °F)                          | 18-30 °C (64-86 °F)                          | 18-30 °C (64-86 °F) |
|                      | Setting Temperature Range (Heating)                  | 16-30 °C (60-86 °F)                          | 16-30 °C (60-86 °F)                          | 16-30 °C (60-86 °F)                          | 16-30 °C (60-86 °F)                          | 16-30 °C (60-86 °F)                          | 16-30 °C (60-86 °F)                          |                     |
| CAC Network Function | Network Solution (LGAP)                              | ●  | ●  | ●  | ●  | ●  | ●  |                     |
|                      | Dry Contact <sup>2</sup>                             | PDRYCB000, PDRY-CB100, PDRYCB400, PDRY-CB500 | PDRYCB000, PDRY-CB100, PDRYCB400, PDRY-CB500 | PDRYCB000, PDRY-CB100, PDRYCB400, PDRY-CB500 | PDRYCB000, PDRY-CB100, PDRYCB400, PDRY-CB500 | PDRYCB000, PDRY-CB100, PDRYCB400, PDRY-CB500 | PDRYCB000, PDRY-CB100, PDRYCB400, PDRY-CB500 |                     |
|                      | Outdoor Unit PI 485 <sup>2</sup>                     | PMNFP14A*                                    | PMNFP14A*                                    | PMNFP14A*                                    | PMNFP14A1                                    | PMNFP14A1                                    | PMNFP14A1                                    |                     |
| Special Function Kit | Wi-Fi  | Embedded                                     | Embedded                                     | Embedded*                                    | Embedded                                     | Embedded                                     | Embedded                                     |                     |
|                      | Smart Inverter Monitoring System (SIMs) <sup>2</sup> | PSWMOZ3                                      | PSWMOZ3                                      | PSWMOZ3                                      | PSWMOZ3                                      | PSWMOZ3                                      | PSWMOZ3                                      |                     |
| Others               | DRED (Demand Response Enabling Device)               | ●  | ●  | ●  | ●  | ●  | ●  |                     |

### Note

● : Applied, X : Not Applied

• Filters are optional in some specific areas.

• <sup>1</sup> : This function can be operated only when the wired remote controller is connected. The applicability of each function depends on the above table.

• <sup>2</sup> : Optional accessories must be purchased separately. If shown as "Embedded", this function is included in product.

• The function Wi-Fi is only compatible with 2.4 GHz band. (802.11 b/g/n)

• Some specifications may be changed without notifications due to our policy of innovation.

• The air conditioner which DRED is available is capable of DRM1, DRM2 and DRM3 and complies with standard AS/NZS 4755.3.1.



# WHY LG AIR CONDITIONERS?

## Years of Experience

LG has been keeping Australians comfortable for over 25 years. With our advanced technology and reliable heating and cooling solutions, you can count on LG to bring you comfort in your home.

## Specialist Dealer Network

We have LG Specialist Dealers all across Australia. Our Dealers are experts in their field and will provide you with an obligation free quotation to deliver and install the right solution for your home.

## 10 Year Compressor Parts Warranty

The LG Smart Inverter Compressor™ is designed to cope with high temperatures, so great for those hot Australian conditions. With the 10 year compressor parts warranty\*, you have the peace of mind that you can come home to comfort for years to come.

\* 5 years parts and labour + 5 years limited parts warranty on the compressor.

## Smart Technology\*

LG is committed to continuous improvement of our products and incorporating the latest technology in all of our products. Our Split System air conditioners not only have features to efficiently heat or cool your home, but also technology to help make it more convenient as well such as embedded WiFi – so you can control your unit with your Smartphone, even when you're not home.

LG air conditioners are now also compatible with Google Home, enabling you to control your air conditioner with the sound of your voice.

\* Product Registration using both LG Smart ThinQ app & Google app is required. Internet, Wi-Fi connection and Google account required. Data usage may apply. Controlling devices and features requires compatible smart devices. Features and services may be changed without notice. Google is a trademark of Google LLC.







For more information visit  
[lg.com/au/split-system-air-conditioner](https://lg.com/au/split-system-air-conditioner)

\*The specifications, designs and information in this brochure are subject to change without notice.  
Unit colours shown are as close as possible to actual unit colours. Colours may vary slightly.

MARCH 2024