





Online Safety Features & Parental Controls



LG Smart TVs

Access System Safety Settings

1. To access System Safety,

 →  → **General** → **System** → **Safety** (WebOS 2023)

 →  → **General** → **System** → **Safety** (WebOS 6.0 and 2022)

 →  → **General** → **Safety** (WebOS 5.0)

 →  → **Safety** (WebOS 4.5)

2. Toggle the enable function to the right to use the Safety feature

Enable the function (WebOS 2023)

On (WebOS 2022, 4.5, 5.0 and 6.0)

3. By the default, the password is set to '0000'. It is highly recommended to change this and never let the child know the password to prevent unwanted changes in settings.

4. To change the password, select 'Reset Password'. Follow the prompt, nominate a new password and select 'OK'

TV Rating Lock

This prevents children from watching certain adult's TV program in accordance with the rating limit set on the movie or show. This feature will block the program that has a rating selected.

Select the TV rating from the list you wish to restrict.

General (G), Parental Guidance (PG), Mature (M),
Mature Accompanied (MA), Adult Violence (AV),
Restricted (R).

Note:

1. Supported only in the digital TV mode.
2. Some models may not be supported
3. This function is dependent on the rating information applied by the broadcasting station. If the program has incorrect rating information, the intended safety function may not block the program that may contain class 1a or 1b materials.

Programme Lock (Channel Lock)

This prevents children from watching certain adult's TV program in accordance with the rating limit set on the movie or show. This feature will block the program that has a rating selected.

Select the TV rating from the list you wish to restrict.

General (G), Parental Guidance (PG), Mature (M), Mature Accompanied (MA), Adult Violence (AV), Restricted (R).

Application Lock

This function prevents children to access inappropriate online apps. The function can block access to certain apps flagged by the account password holder.

Note: This function is not immediately available for the currently running (open) application.


TV Web Browser

Website can be accessed via Web Browser App. If required, block the access to Web Browser App via Application Lock.

Note: If only certain web site address is required to be blocked, use Site Filtering instead.

Site Filtering

From Web Browser App select:

 → **Settings** → **Site Filtering**

You can register websites to block or allow access.

- Approved Sites: the only accessible sites previously registered
- Blocked Site: site is not registered, hence blocked.

Usage Limits

(WebOS 2022 and 2023 only)

It is possible to set time period on TV usage. Outside the set time period, it is necessary to enter the password to use the TV.

1. To assess Usage Limit Setting

 →  → **General** → **Family Settings** → **Usage Limit Settings** (WebOS 2023)

 →  → **General** → **Family Settings** → **Usage Limit Settings** (WebOS 2022)

2. Toggle the enable function to the right to use this feature.

Enable the function (WebOS 2023)

3. Set the **Start Time** and **End Time**. Selecting **Repeat** will activate the feature every day.
4. Select **Set**.