



PRESENTING  
LG WASHING MACHINE

# GO Easy Intelligent!

with **AI ThinQ** MORE CONVENIENCE &  
MORE FABRIC CARE



**Life's Good.**



Images/products shown are for illustration purposes only. Actual product may vary due to product enhancement. Features may vary from model to model. All third party logos, trademark and other Intellectual Properties are property of respective brands and LG doesn't hold any rights pursuant to same. For more details, visit [www.lg.com](http://www.lg.com)



## NO PROBLEM!

### Presenting AI Direct Drive®

Gone are the days when washing clothes included the hassles of separating clothes according to their fabric type and then choosing the correct wash cycle for them. Meet AI DD®. It not only detects the weight but also senses the softness of the fabric and then chooses the optimal wash pattern for the fabric by itself. Hence, it gives you peace of mind and freedom from the struggle of separating clothes depending on their fabric. And while at it, it also provides more convenience & more fabric care.

### More Convenience


Automatically Detects Softness and Fabric Load

### More Fabric Care

Provides Complete Fabric Protection



Images/products shown are for illustration purposes only. Actual product may vary due to product enhancement. Features may vary from model to model. All third party logos, trademark and other Intellectual Properties are property of respective brands and LG doesn't hold any rights pursuant to same. For more details, visit [www.lg.com](http://www.lg.com)



## Why Choose LG AI DD®?

From conventional to Artificial Intelligence, LG AI DD® technology has come a long way. It has data of 20,000 Wash Patterns, tested with various laundry characteristics, to give your clothes a perfect wash, every time. The machine does all this on its own, making it a gift for a hassle-free life.



Images/products shown are for illustration purposes only. Actual product may vary due to product enhancement. Features may vary from model to model. All third party logos, trademark and other Intellectual Properties are property of respective brands and LG doesn't hold any rights pursuant to same. For more details, visit [www.lg.com](http://www.lg.com)





**AI DD<sup>®</sup>**  
AUTOMATICALLY SELECTS OPTIMAL WASH PATTERN FROM  
**20,000 WASH PATTERNS**



A celebratory scene featuring three women in vibrant, colorful outfits (orange, green, and yellow) holding wine glasses and a striped bag, surrounded by falling gold confetti. The background is white with faint, large-scale patterns.

# WASH SMARTLY. LIVE WORRY-FREE.

Go Easy  
Go Intelligent!

Images/products shown are for illustration purposes only. Actual product may vary due to product enhancement. Features may vary from model to model. All third party logos, trademark and other Intellectual Properties are property of respective brands and LG doesn't hold any rights pursuant to same. For more details, visit [www.lg.com](http://www.lg.com)





Inverter  
Direct Drive

## LESS VIBRATION. LESS NOISE.

Inverter Direct Drive motor enhances washing performance with less noise. Inverter Direct Drive technology uses fewer moving parts, which reduces vibrations and enhances durability. Plus, the motors dissipate less energy, reducing electricity consumption.

### CONVENTIONAL MOTOR



More friction caused by the pulley and belt causes more noise & vibration which lead to less durability.

### LG INVERTER DIRECT DRIVE



The drum and motor are connected directly which leads to less noise & vibration and more durability.



## WASH WITH COMPLETE CARE

The unique motions of 6 Motion Direct Drive are designed ingeniously to deliver better wash performance to each fabric.

### TUMBLING



A standard motion in all washing machines, tumbling works for all types of clothes.

### SCRUBBING



As an intensive wash cycle, scrubbing dissolves detergent quickly and works strongly on tough stains.

### FILTRATION



While filtration soaks bulky laundry faster and thoroughly, it is made for a big wash.

### ROLLING



Also known as the Silent Wash, it rolls the laundry below the water level and causes no damage to the clothes.

### STEPPING



No more wrinkles on your shirts. Stepping is just like wrinkle care that prevents creases and causes no damage to the fabrics.

### SWING



Designed for delicate clothes, the swing motion ensures smooth drum action which prevents fabric damage and creasing.

# ALLERGEN REMOVAL

Steam\* Technology activates Allergy Care\* that removes allergens.



Without Steam\*

With Steam\*



## Steam+

Allergen + **Wrinkle Free\***

- Removes 99.9%\* Allergens
- Reduces 30%\* wrinkles



Images/products shown are for illustration purposes only. Actual product may vary due to product enhancement. Features may vary from model to model. All third party logos, trademark and other Intellectual Properties are property of respective brands and LG doesn't hold any rights pursuant to same. \*Tested by 3rd Party under standard conditions. The results may be different depending on the clothes and environment. Allergy Care cycle approved by BAF (British Allergy Foundation) for reduction in exposure to house dust mite allergen, cat allergen, dog allergen, pollen allergen, fungi, and bacteria. Cotton cycle with 'Wrinkle Care' option (3 mixed shirts) compared to Cotton cycle without option. The results may be different depending on the clothes and environment. Wrinkle Care is available as an option in 6 cycles. For more details, visit [www.lg.com](http://www.lg.com)



# TurboWash 360°

## THOROUGHLY CLEANS IN 39 MINUTES\*

With TurboWash 360° your laundry can be thoroughly done in just 39 minutes\* with more fabric protection. 4 directions of 3D multi-nozzles reach every inch of your laundry to add to the wash performance.



### **36%\* Less Laundry Time**

Enhances the wash results with reduced laundry time.



### **28%\* More Energy Efficiency**

Performs better to add to your savings.



### **16%\* Less Clothes Damage**

Washes clothes better and keeps them new for longer.



Images/products shown are for illustration purposes only. Actual product may vary due to product enhancement. Features may vary from model to model. All third party logos, trademark and other Intellectual Properties are property of respective brands and LG doesn't hold any rights pursuant to same. \*Tested by Intertek, based on IEC 60456 : edition 5.0. TurboWash39 cycle with 5kg of IEC load compared to Conventional Cotton Cycle with TurboWash (F4V9RWP2W vs. FC1450S2W). The results may be different depending on the environment. For more details, visit [www.lg.com](http://www.lg.com)



## BIGGER DRUM Bigger Capacity in the same space

LG's new Bigger Drum is designed to cater to the Indian need of washing big loads at once. So, be it an entire load of a joint family or a compiled load of a nuclear one, it allows you to wash them at the same time and enhances your washing experience.

## More Height leads to a Better Wash

The Tumble Wash motion drops clothes from a higher elevation, making the dirt lose its grip, to give a superior wash.



Step 1



Step 2



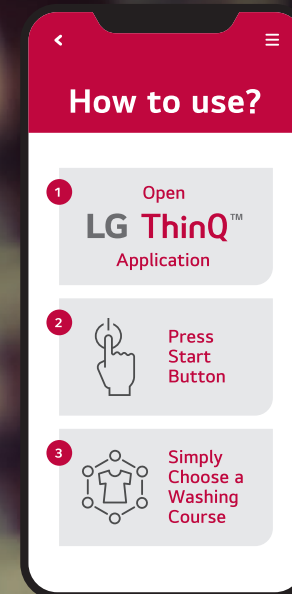
Step 3



# BE AT HOME, WITHOUT BEING AT HOME.

powered by **ThinQ\*** (Works on Wi-Fi)

Control & monitor your washer anytime,  
from anywhere with just one app (Wi-Fi only)



#### Remote Control & Monitor

Monitors and controls your smart Washing Machine from anywhere.



#### Push Alerts

Notifies when a cycle is completed, or an error occurs on the Washing Machine.



#### Smart Diagnosis

Allows you to troubleshoot the Washing Machine.



#### Tub Clean Coach

Alarms when it is time to clean the tub.



#### Download Cycle

Downloads new cycles to the Washing Machine.



#### Energy Monitoring

Checks energy usage for recent cycles in the month.

Images/products shown are for illustration purposes only. Actual product may vary due to product enhancement. Features may vary from model to model. All third party logos, trademark and other Intellectual Properties are property of respective brands and LG doesn't hold any rights pursuant to same. \*Interface of app may differ depending upon operating system and mobile configuration. For more details, visit [www.lg.com](http://www.lg.com)



## FULLY STAINLESS STEEL DRUM More Hygiene. More Durability.

Built to bring convenience and durability, this Stainless Steel Drum makes your washing machine last longer. Not just this, its Stainless Steel Lifters keep the insides of the washing machine hygienic.



### Conventional Plastic Lifters

Contaminate the clothes with bacteria.



### LG Stainless Steel Lifters

No contamination.  
Only hygiene.



# DRYER



**DHV09SWB** 9 kg

- Dual Inverter Heat Pump™
- Eco Hybrid
- Allergy Care
- Dual Lint Filter
- LG ThinQ™ (Wi-Fi)
- Color: Black VCM

# WASHER DRYER



**FHD2112STB** 21 kg / 12 kg

- Inverter Direct Drive
- 6 Motion DD
- TurboWash™
- Steam™
- LG ThinQ™ (Wi-Fi)
- Smart Diagnosis
- 10-Year Warranty\*
- RPM: Max. 1000
- Color: Black VCM



**FHD1508STB** 15 kg / 8 kg

- AI DD®
- Inverter Direct Drive
- 6 Motion DD
- TurboWash™
- Steam™
- LG ThinQ™ (Wi-Fi)
- Smart Diagnosis
- 10-Year Warranty\*
- RPM: Max. 1000
- Color: Black VCM



**FHD1308STB** 13 kg / 8 kg

- AI DD®
- Inverter Direct Drive
- 6 Motion DD
- Ez-Dispense™
- TurboWash 360°
- Steam+
- LG ThinQ™ (Wi-Fi)
- Smart Diagnosis
- 10-Year Warranty\*
- RPM: Max. 1400
- Color: Black VCM



**FHD1107STB** 11 kg / 7 kg

- AI DD®
- Inverter Direct Drive
- 6 Motion DD
- TurboWash 360°
- Steam+
- LG ThinQ™ (Wi-Fi)
- Smart Diagnosis
- 10-Year Warranty\*
- RPM: Max. 1400
- Color: Black VCM



**FHD0905STB** 9 kg / 5 kg

- AI DD®
- Inverter Direct Drive
- 6 Motion DD
- TurboWash 360°
- Steam+
- LG ThinQ™ (Wi-Fi)
- Smart Diagnosis
- 10-Year Warranty\*
- RPM: Max. 1200
- Color: Black VCM



**FHD0905SWM** 9 kg / 5 kg

- AI DD®
- Inverter Direct Drive
- 6 Motion DD
- TurboWash
- Steam™
- LG ThinQ™ (Wi-Fi)
- Smart Diagnosis
- 10-Year Warranty\*
- RPM: Max. 1200
- Color: Middle Black



# FRONT LOAD WASHING MACHINES



**FHP1413Z7M** 13 kg

- AI DD® **BIGGER CAPACITY**
- Inverter Direct Drive
- 6 Motion DD
- Ez-Dispense™
- TurboWash 360°
- Steam™
- LG ThinQ™ (Wi-Fi)
- Smart Diagnosis
- 10-Year Warranty\*
- RPM: Max. 1400
- Color: Middle Black



**FHP1411Z9B** 11 kg

- AI DD® **BIGGER CAPACITY**
- Inverter Direct Drive
- 6 Motion DD
- TurboWash 360°
- Steam+
- LG ThinQ™ (Wi-Fi)
- Smart Diagnosis
- 10-Year Warranty\*
- RPM: Max. 1400
- Color: Black VCM



**FHP1411Z9P** 11 kg

- AI DD® **BIGGER CAPACITY**
- Inverter Direct Drive
- 6 Motion DD
- TurboWash 360°
- Steam+
- LG ThinQ™ (Wi-Fi)
- Smart Diagnosis
- 10-Year Warranty\*
- RPM: Max. 1400
- Color: Platinum Silver



**FHP1411Z5M** 11 kg

- AI DD® **BIGGER CAPACITY**
- Inverter Direct Drive
- 6 Motion DD
- Steam™
- LG ThinQ™ (Wi-Fi)
- Smart Diagnosis
- 10-Year Warranty\*
- RPM: Max. 1400
- Color: Middle Black



**FHP1410Z7P** 10 kg

- AI DD® **BIGGER CAPACITY**
- Inverter Direct Drive
- 6 Motion DD
- TurboWash™
- Steam+
- LG ThinQ™ (Wi-Fi)
- Smart Diagnosis
- 10-Year Warranty\*
- RPM: Max. 1400
- Color: Platinum Silver



**FHP1410Z7B** 10 kg

- AI DD® **BIGGER CAPACITY**
- Inverter Direct Drive
- 6 Motion DD
- TurboWash™
- Steam+
- LG ThinQ™ (Wi-Fi)
- Smart Diagnosis
- 10-Year Warranty\*
- RPM: Max. 1400
- Color: Black VCM



**FHP1410Z5M** 10 kg

- AI DD® **BIGGER CAPACITY**
- Inverter Direct Drive
- 6 Motion DD
- Steam™
- LG ThinQ™ (Wi-Fi)
- Smart Diagnosis
- 10-Year Warranty\*
- RPM: Max. 1400
- Color: Middle Black



**FHP1209Z9B** 9 kg

- AI DD®
- Inverter Direct Drive
- 6 Motion DD
- TurboWash 360°
- Steam+
- LG ThinQ™ (Wi-Fi)
- Smart Diagnosis
- 10-Year Warranty\*
- RPM: Max. 1200
- Color: Black VCM





**FHP1209Z7P** 9 kg

- AI DD®
- Inverter Direct Drive
- 6 Motion DD
- TurboWash™
- Steam+
- LG ThinQ™ (Wi-Fi)
- Smart Diagnosis
- 10-Year Warranty\*
- RPM: Max. 1200
- Color: Platinum Silver



**FHP1209Z5M** 9 kg

- AI DD®
- Inverter Direct Drive
- 6 Motion DD
- Steam™
- LG ThinQ™ (Wi-Fi)
- Smart Diagnosis
- 10-Year Warranty\*
- RPM: Max. 1200
- Color: Middle Black



**FHV1409Z4M** 9 kg

- AI DD®
- Inverter Direct Drive
- 6 Motion DD
- Steam™
- LG ThinQ™ (Wi-Fi)
- Smart Diagnosis
- 10-Year Warranty\*
- RPM: Max. 1400
- Color: Middle Black



**FHV1409Z2M** 9 kg

- AI DD®
- Inverter Direct Drive
- 6 Motion DD
- Steam™
- LG ThinQ™ (Wi-Fi)
- Smart Diagnosis
- 10-Year Warranty\*
- RPM: Max. 1400
- Color: Middle Black



**FHM1409BDM** 9 kg

- Inverter Direct Drive
- 6 Motion DD
- Steam™
- Smart Diagnosis
- 10-Year Warranty\*
- RPM: Max. 1400
- Color: Middle Black



**FHB1209Z4B** 9 kg

- Inverter Direct Drive
- 6 Motion DD
- Steam™
- LG ThinQ™ (Wi-Fi)
- Smart Diagnosis
- 10-Year Warranty\*
- RPM: Max. 1200
- Color: Platinum Black



**FHB1209Z4P** 9 kg

- Inverter Direct Drive
- 6 Motion DD
- Steam™
- LG ThinQ™ (Wi-Fi)
- Smart Diagnosis
- 10-Year Warranty\*
- RPM: Max. 1200
- Color: Platinum Silver



**FHB1209Z4M** 9 kg

- Inverter Direct Drive
- 6 Motion DD
- Steam™
- LG ThinQ™ (Wi-Fi)
- Smart Diagnosis
- 10-Year Warranty\*
- RPM: Max. 1200
- Color: Middle Black



**FHB1209Z2M** 9 kg

- Inverter Direct Drive
- 6 Motion DD
- Steam™
- Smart Diagnosis
- 10-Year Warranty\*
- RPM: Max. 1200
- Color: Middle Black







**FHP1208Z5P** 8 kg

- AI DD®
- Inverter Direct Drive
- 6 Motion DD
- Steam™
- LG ThinQ™ (Wi-Fi)
- Smart Diagnosis
- 10-Year Warranty\*
- RPM: Max. 1200
- Color: Platinum Silver



**FHP1208Z5M** 8 kg

- AI DD®
- Inverter Direct Drive
- 6 Motion DD
- Steam™
- LG ThinQ™ (Wi-Fi)
- Smart Diagnosis
- 10-Year Warranty\*
- RPM: Max. 1200
- Color: Middle Black



**FHP1208A5M** 8 kg

- AI DD®
- Inverter Direct Drive
- 6 Motion DD
- Steam™
- LG ThinQ™ (Wi-Fi)
- Smart Diagnosis
- 10-Year Warranty\*
- RPM: Max. 1200
- Color: Middle Black



**FHP1208Z3M** 8 kg

- AI DD®
- Inverter Direct Drive
- 6 Motion DD
- Steam™
- Smart Diagnosis
- 10-Year Warranty\*
- RPM: Max. 1200
- Color: Middle Black



**FHV1408Z2M** 8 kg

- AI DD®
- Inverter Direct Drive
- 6 Motion DD
- Steam™
- Smart Diagnosis
- 10-Year Warranty\*
- RPM: Max. 1400
- Color: Middle Black



**FHM1408BDM** 8 kg

- Inverter Direct Drive
- 6 Motion DD
- Steam™
- Smart Diagnosis
- 10-Year Warranty\*
- RPM: Max. 1400
- Color: Middle Black



NEW



**FHB1208Z4P** 8 kg

- Inverter Direct Drive
- 6 Motion DD
- Steam™
- LG ThinQ™ (Wi-Fi)
- Smart Diagnosis
- 10-Year Warranty\*
- RPM: Max. 1200
- Color: Platinum Silver



NEW



**FHB1208Z4M** 8 kg

- Inverter Direct Drive
- 6 Motion DD
- Steam™
- LG ThinQ™ (Wi-Fi)
- Smart Diagnosis
- 10-Year Warranty\*
- RPM: Max. 1200
- Color: Middle Black



NEW



**FHB1208Z2M** 8 kg

- Inverter Direct Drive
- 6 Motion DD
- Steam™
- Smart Diagnosis
- 10-Year Warranty\*
- RPM: Max. 1200
- Color: Middle Black





**FHV1207Z4M** 7 kg

- AI DD®
- Inverter Direct Drive
- 6 Motion DD
- Steam™
- LG ThinQ™ (Wi-Fi)
- Smart Diagnosis
- 10-Year Warranty\*
- RPM: Max. 1200
- Color: Middle Black



**FHP1207Z2M** 7 kg

- AI DD®
- Inverter Direct Drive
- 6 Motion DD
- Steam™
- Smart Diagnosis
- 10-Year Warranty\*
- RPM: Max. 1200
- Color: Middle Black



**FHV1207ZWP** 7 kg

- AI DD®
- Inverter Direct Drive
- 6 Motion DD
- Steam™
- TurboWash™
- LG ThinQ™ (Wi-Fi)
- Smart Diagnosis
- 10-Year Warranty\*
- RPM: Max. 1200
- Color: Platinum Silver




**FHB1207Z4M** 7 kg

- AI DD®
- Inverter Direct Drive
- 6 Motion DD
- Steam™
- LG ThinQ™ (Wi-Fi)
- Smart Diagnosis
- 10-Year Warranty\*
- RPM: Max. 1200
- Color: Middle Black



**FHB1207Z2MA** 7 kg

- Inverter Direct Drive
- 6 Motion DD
- Steam™
- Smart Diagnosis
- 10-Year Warranty\*
- RPM: Max. 1200
- Color: Middle Black



**FHB1207Z2M** 7 kg

- Inverter Direct Drive
- 6 Motion DD
- Steam™
- Smart Diagnosis
- 10-Year Warranty\*
- RPM: Max. 1200
- Color: Middle Black



**FHV1265Z2M** 6.5 kg

- AI DD®
- Inverter Direct Drive
- 6 Motion DD
- Steam™
- Smart Diagnosis
- 10-Year Warranty\*
- RPM: Max. 1200
- Color: Middle Black



**FHV1265Z2M** 6.5 kg

- AI DD®
- Inverter Direct Drive
- 6 Motion DD
- Steam™
- Smart Diagnosis
- 10-Year Warranty\*
- RPM: Max. 1200
- Color: Middle Black



**FHB1265Z2M** 6.5 kg

- Inverter Direct Drive
- 6 Motion DD
- Steam™
- Smart Diagnosis
- 10-Year Warranty\*
- RPM: Max. 1200
- Color: Middle Black








Presenting the new range of  
**LG TOP LOAD  
WASHING  
MACHINES WITH  
AI DIRECT DRIVE®**

Go Easy, Go Intelligent!





## LG AI DD<sup>®</sup>


LG's AI Direct Drive technology automatically selects the optimal wash cycle from over 20,000 pre-loaded wash patterns. So, now you can get more fabric protection with just a push of a button.

## MORE FABRIC CARE



## INVERTER DIRECT DRIVE MOTOR Less Vibration. Less Noise. More Durability.

The LG Direct Drive Motor with Inverter Technology is a reliable, quiet, and durable mechanism in which fewer parts move, unlike the traditional belt and pulley system.



Conventional Motor Belt and Pulley System



LG Direct Drive Motor  
No Belt No Pulley



## MOTION DD<sup>Direct Drive</sup> Better Wash Performance. Cleaner Clothes.



Agitating



Rotating



Swing



Rubbing



Compressing



Power Motion

Images/products shown are for illustration purposes only. Actual product may vary due to product enhancement. Features may vary from model to model. All third party logos, trademark and other Intellectual Properties are property of respective brands and LG doesn't hold any rights pursuant to same. For more details, visit [www.lg.com](http://www.lg.com)

## **AUTOMATICALLY DETECTS**

FABRIC LOAD AND SOFTNESS




## **MORE CONVENIENCE**



Images/products shown are for illustration purposes only. Actual product may vary due to product enhancement. Features may vary from model to model. All third party logos, trademark and other Intellectual Properties are property of respective brands and LG doesn't hold any rights pursuant to same. For more details, visit [www.lg.com](http://www.lg.com)




# Steam™ IN-BUILT HEATER



## Steam Wash for Allergy Removal

Now say goodbye to House Dust Mites and Allergens with LG Top Load Washing Machine's In-built heater. Located beneath the inner tub, this heater raises the water temperature up to 60°C, resulting in more hygienic clothes.



Images/products shown are for illustration purposes only. Actual product may vary due to product enhancement. Features may vary from model to model. All third party logos, trademark and other Intellectual Properties are property of respective brands and LG doesn't hold any rights pursuant to same. \*Tested by 3rd Party under standard conditions. The results may be different depending on the clothes and environment. Allergy Care cycle approved by BAF (British Allergy Foundation) for reduction in exposure to house dust mite allergen, cat allergen, dog allergen, pollen allergen, fungi, and bacteria. For more details, visit [www.lg.com](http://www.lg.com)



## LG ThinQ™ Operate Laundry Remotely

- Our LG ThinQ feature lets you control the LG Washing Machine from anywhere.
- You can download additional wash programs depending on the fabrics and stains.



## SOFT CLOSING DOOR Safe & Convenient

Unlike other washing machine doors, LG's Top Load Washing Machine comes with a soft closing door that is safe and convenient.



LG v/s Conventional

## NEW WIDE FILTER Better Lint Collection

LG Top Load Washing Machines come with a new wide filter design that increases the lint collection rate.



## STAINLESS STEEL PULSATOR Built to Bring More Durability

While the Stainless Steel Pulsator stays rust-free, it keeps you worry-free by providing hygienic clothes. What's more, it is built tough to increase the machine's life.



## BIGGER DRUM

### Bigger Capacity in the Same Space

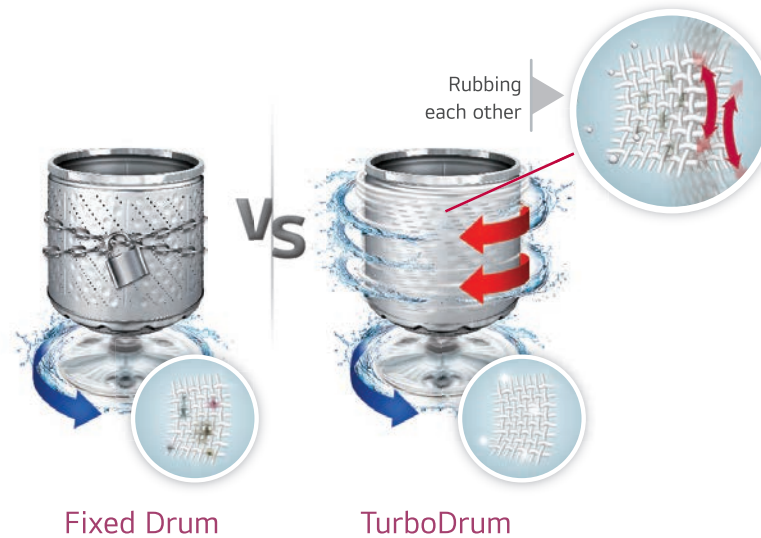
Do more laundry in one load with less vibration, more spin speed and smooth operation.



## TurboDrum

### Better Wash Performance

TurboDrum enables the most powerful wash and removes the toughest dirt through a strong water stream generated by rotating the drum and pulsator in the opposite direction.



# AI DIRECT DRIVE® TOP LOAD WASHING MACHINES



**THD11SWP** 11 kg  
**THD10SWP** 10 kg

BIGGER CAPACITY

- AI DD®
- Direct Drive Motor
- 6 Motion DD
- Steam™ with In-built heater
- TurboWash™
- LG ThinQ™ (Wi-Fi)
- Soft Closing Door
- Smart Diagnosis
- Color: Platinum Black



**THD11SWM** 11 kg  
**THD09SWM** 9 kg

BIGGER CAPACITY

- AI DD®
- Direct Drive Motor
- 6 Motion DD
- Steam™ with In-built heater
- TurboWash™
- LG ThinQ™ (Wi-Fi)
- Soft Closing Door
- Smart Diagnosis
- Color: Middle Black



**THD11NWM** 11 kg  
**THD10NWM** 10 kg  
**THD09NWM** 9 kg

BIGGER CAPACITY

- AI DD®
- Direct Drive Motor
- 6 Motion DD
- TurboWash™
- LG ThinQ™ (Wi-Fi)
- Soft Closing Door
- Smart Diagnosis
- Color: Middle Black



**THD10NPM** 10 kg  
**THD08NPM** 8 kg

- AI DD®
- Direct Drive Motor
- 6 Motion DD
- Soft Closing Door
- Smart Diagnosis
- Color: Middle Black



**THD09SPM** 9 kg  
**THD08SPM** 8 kg

- AI DD®
- Direct Drive Motor
- 6 Motion DD
- Steam™ with In-built heater
- Soft Closing Door
- Smart Diagnosis
- Color: Middle Black



**THD08SJM** 8 kg

- AI DD®
- Direct Drive Motor
- 6 Motion DD
- Steam™ with In-built heater
- TurboWash™
- Soft Closing Door
- Smart Diagnosis
- Color: Middle Black







**GOOD FOR  
CLOTHES.  
HARSH ON  
STAINS.**

Smart Inverter Range

## SMART INVERTER. SMART CHOICE.

LG Washing Machine comes with Smart Inverter Technology that is designed to multiply your delight with



**36%\***  
**Energy Saving**

Uses less energy without impacting the performance



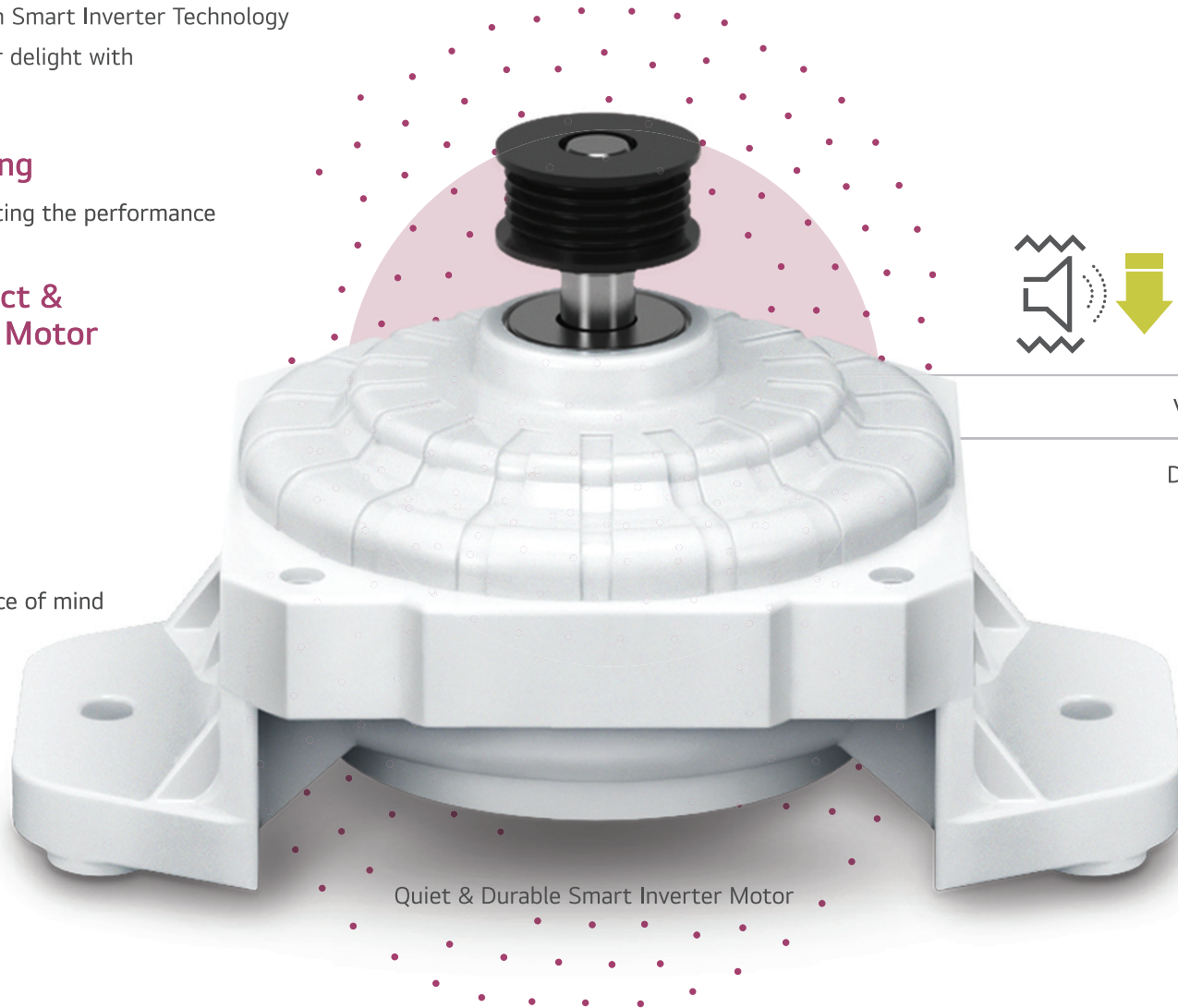
**New Compact &  
Waterproof Motor**

Built to serve durability



**10-Year  
Warranty\***

Provides you with complete peace of mind





## FULLY-AUTOMATIC WASHING MACHINE FOR A PERFECT WASH

The revolutionary in-built Jet Spray+, with its powerful water spray, washes off dirt and excess detergent, giving you the best possible wash.

### Jet Spray+

No Rubbing. No Scrubbing.

Key Benefits: \_\_\_\_\_



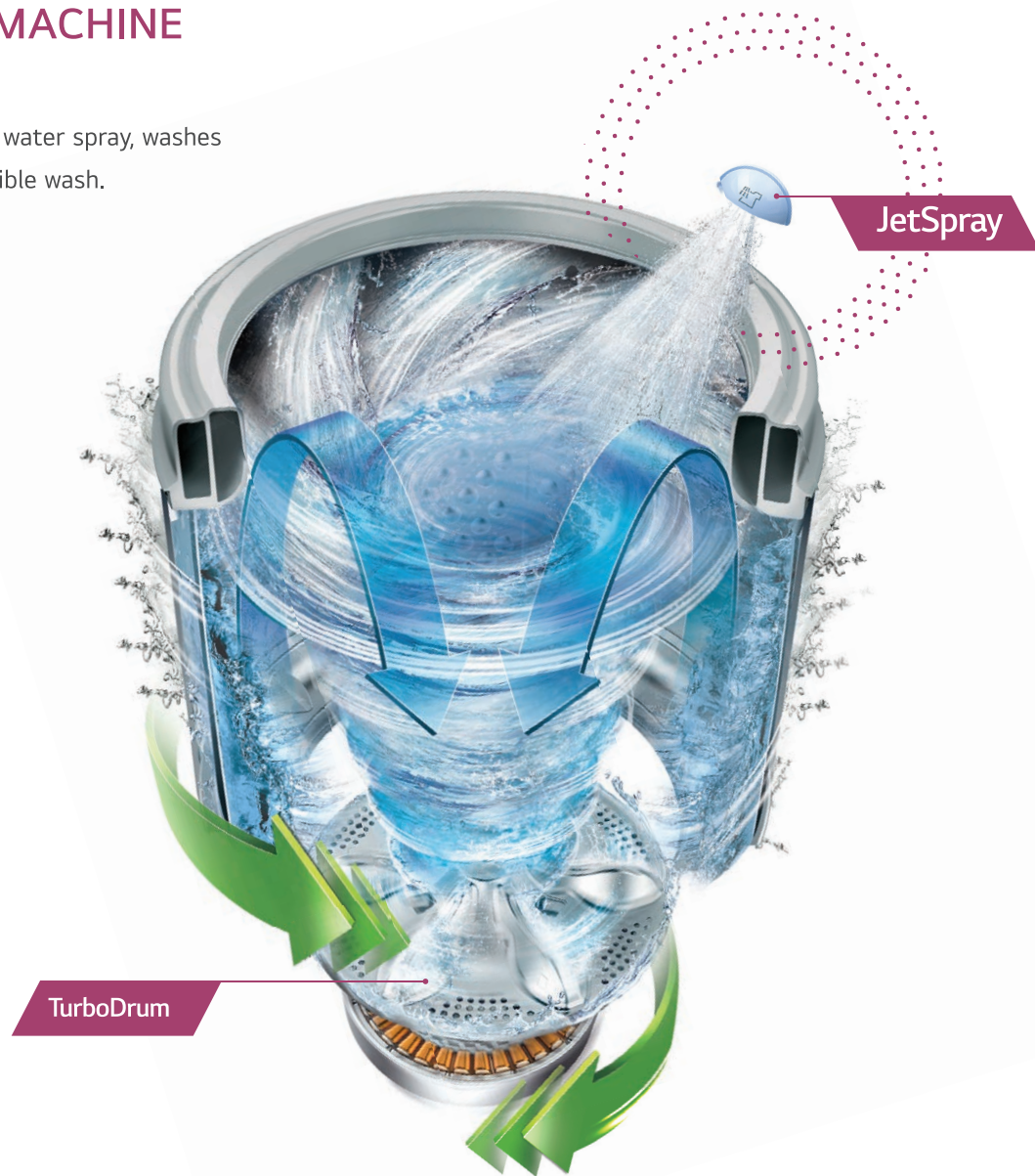
**SAVE 70L\***  
**WATER**  
per wash cycle



**SAVE 40%\***  
**ENERGY**  
with less cycle time

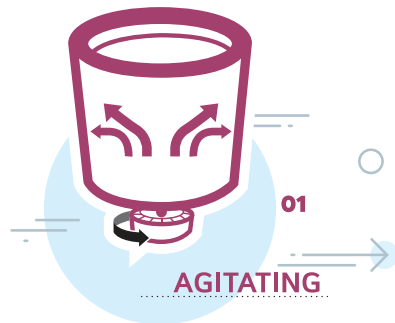


Wash cycle  
**LESS THAN**  
**39\*MINS**



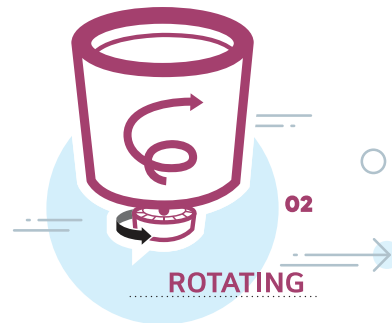
## 3 SMART MOTIONS

3 kinds of tub movements, controlled by Smart Inverter, provide enhanced washing performance along with better care of clothes.



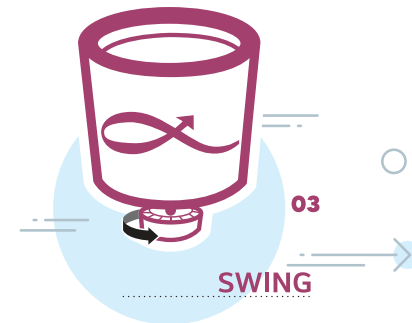
### Powerful Washing

Removes heavy stains by creating a powerful water stream.



### Tangle-Free

Untangles clothes at the end of the washing and rinsing cycle by frequently changing spin direction.



### Delicate Wash

Minimizes fabric damage by moving clothes gently, especially delicate clothes.

## Punch+ 3

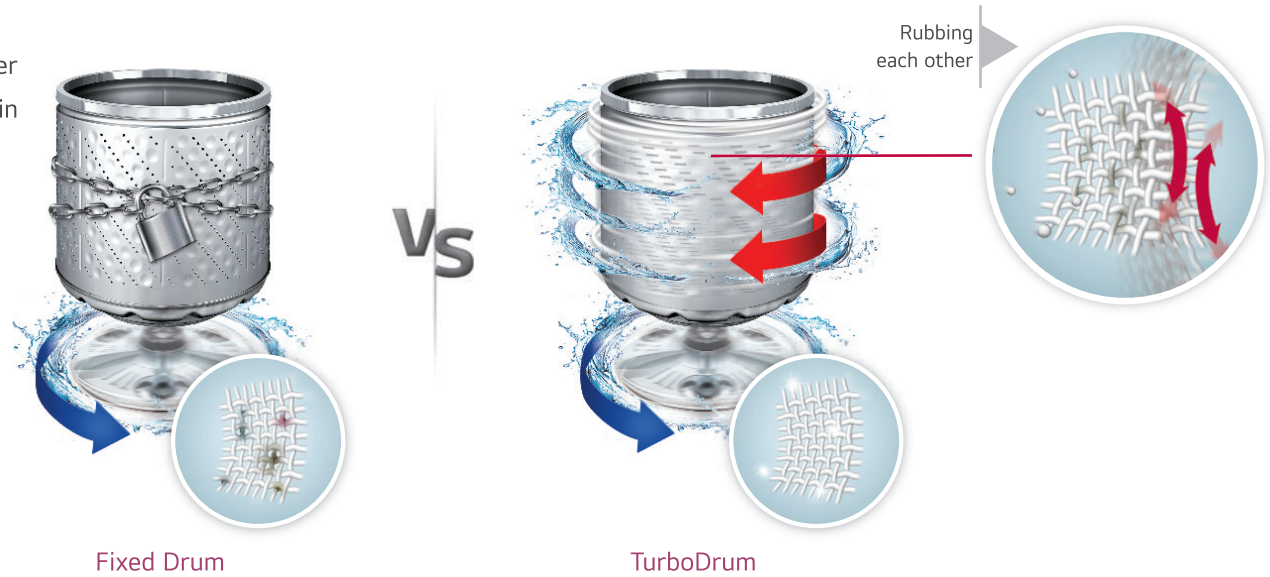
Punch+ 3 creates water streams in the vertical direction which move laundry up and down repeatedly for an even washing result.





## TurboDrum Better Wash Performance

TurboDrum enables the most powerful wash and removes the toughest dirt through a strong water stream made by rotating the drum and pulsator in the opposite direction.



## SOFT CLOSING & WIDE DIAMOND GLASS DOOR



Safe, Convenient,  
and Noise-Reducing



Shock-Resistant, Anti-Scratch,  
and Wide View

Keep Dust, Bacteria &  
Lint Away with

# LG AUTO TUB CLEAN

Introducing the game changer Auto Tub Clean feature that lets your LG Washing Machine's tub clean itself automatically. So now, bid goodbye to scrubbing and say hello to effortless maintenance. Enjoy impeccable hygiene with every wash, minus the manual labour and make way for a cleaner and more convenient laundry experience.



---

**BETTER HYGIENE | NO MANUAL CLEANING | MORE LINT REMOVAL | ENHANCED DURABILITY**



# INTRODUCING TOP LOAD WASHING MACHINES AUTO TUB CLEAN SERIES



**T85AJSF1Z  
T80AJSF1Z**

**8.5 kg  
8 kg**

- Smart Inverter Motor
- Auto Tub Clean
- Jet Spray+
- TurboWash™
- Smart Diagnosis
- TurboDrum
- Soft Closing Door
- Color: Middle Free Silver



**T90AJPB1Z**

**9 kg**

- Smart Inverter Motor
- Auto Tub Clean
- Jet Spray+
- TurboWash™
- Smart Diagnosis
- TurboDrum
- Soft Closing Door
- Color: Platinum Black



**T90AJMB1Z**

**9 kg**

- Smart Inverter Motor
- Auto Tub Clean
- Jet Spray+
- TurboWash™
- Smart Diagnosis
- TurboDrum
- Soft Closing Door
- Color: Middle Black



**T85AJMB1Z  
T80AJMB1Z**

**8.5 kg  
8 kg**

- Smart Inverter Motor
- Auto Tub Clean
- Jet Spray+
- TurboWash™
- Smart Diagnosis
- TurboDrum
- Soft Closing Door
- Color: Middle Black



**T70AJMB1Z**

**7 kg**

- Smart Inverter Motor
- Auto Tub Clean
- Jet Spray+
- TurboWash™
- Smart Diagnosis
- TurboDrum
- Soft Closing Door
- Color: Middle Black



# TOP LOAD WASHING MACHINES



**T10SJMB1Z** **10 kg**

- Smart Inverter Motor **BIGGER CAPACITY**
- Jet Spray+
- TurboWash™
- Smart Diagnosis
- TurboDrum
- Soft Closing Door
- Auto Pre Wash
- Color: Middle Black



**T80SNMB1Z** **8 kg**

- Smart Inverter Motor
- TurboDrum
- Smart Diagnosis
- 3 Smart Motions
- Soft Closing Door
- Auto Pre Wash
- Auto Restart
- Color: Middle Black



**T80SNSF1Z** **8 kg**

- Smart Inverter Motor
- TurboDrum
- Smart Diagnosis
- 3 Smart Motions
- Soft Closing Door
- Auto Pre Wash
- Auto Restart
- Color: Middle Free Silver



**T80SPSF1Z** **8 kg**  
**T70SPSF1Z** **7 kg**

- Smart Inverter Motor
- TurboDrum
- Smart Diagnosis
- 3 Smart Motions
- Auto Pre Wash
- Auto Restart
- Color: Middle Free Silver



**T80SKSF1Z** **8 kg**  
**T75SKSF1Z** **7.5 kg**

- Smart Inverter Motor
- TurboDrum
- Smart Diagnosis
- 3 Smart Motions
- Auto Pre Wash
- Auto Restart
- Color: Middle Free Silver



**T75SPSF1Z** **7.5 kg**

- Smart Inverter Motor
- TurboDrum
- Smart Diagnosis
- 3 Smart Motions
- Soft Closing Door
- Auto Pre Wash
- Auto Restart
- Color: Middle Free Silver



**T75SKMB1Z** **7.5 kg**

- Smart Inverter Motor
- TurboDrum
- Smart Diagnosis
- 3 Smart Motions
- Auto Pre Wash
- Auto Restart
- Color: Middle Black



**T75SKSF1Z** **7.5 kg**  
**T70SKSF1Z** **7 kg**

- Smart Inverter Motor
- TurboDrum
- Smart Diagnosis
- 3 Smart Motions
- Auto Pre Wash
- Auto Restart
- Color: Middle Free Silver







**T70SPSF2Z**

**7 kg**

- Smart Inverter Motor
- TurboDrum
- Smart Diagnosis
- 3 Smart Motions
- Soft Closing Door
- Auto Pre Wash
- Auto Restart
- Color: Middle Free Silver



**T70SPMB1Z**

**7 kg**

- Smart Inverter Motor
- TurboDrum
- Smart Diagnosis
- 3 Smart Motions
- Soft Closing Door
- Auto Pre Wash
- Auto Restart
- Color: Middle Black



**T65SKSF4Z**

**6.5 kg**

- Smart Inverter Motor
- TurboDrum
- Smart Diagnosis
- 3 Smart Motions
- Auto Pre Wash
- Auto Restart
- Color: Middle Free Silver





LG SEMI-AUTOMATIC  
WASHING MACHINES

**STAIN-FREE  
CLOTHES.  
STRESS-FREE  
YOU.**



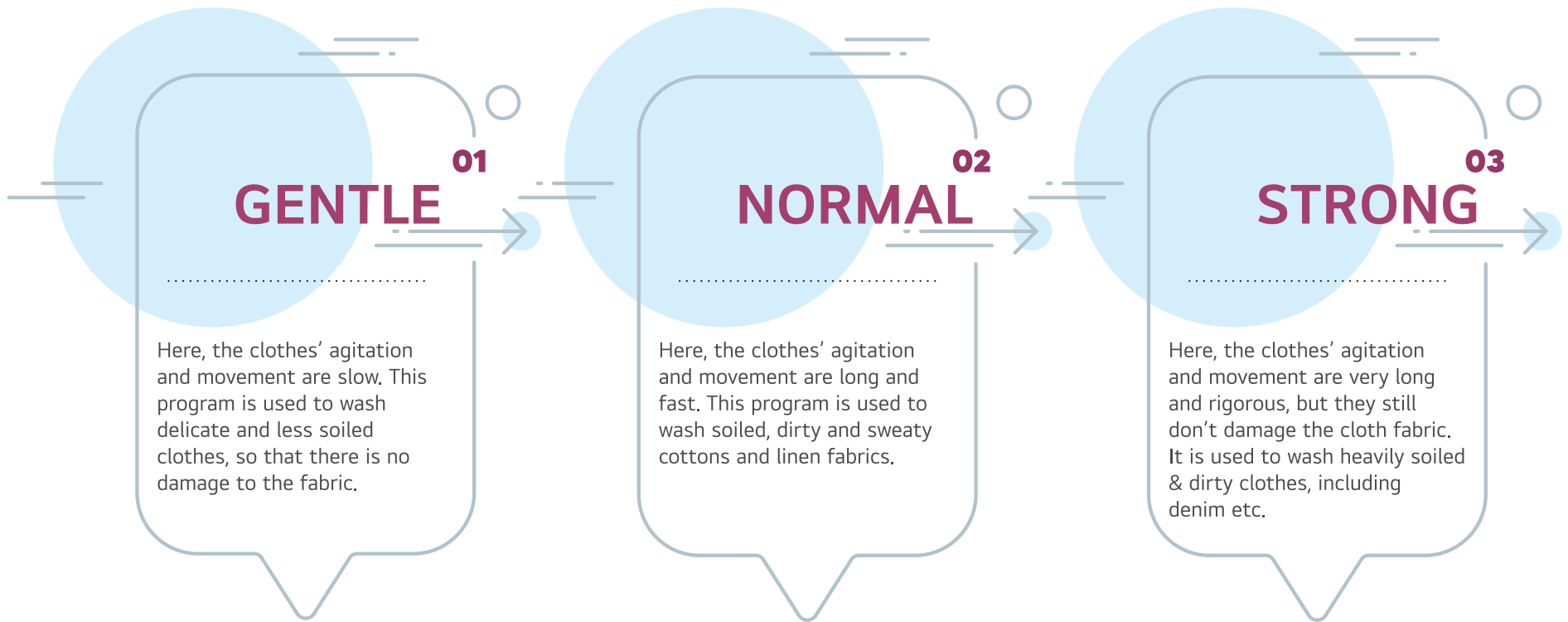


## | ROLLER JET PULSATOR

Roller Jet Pulsator rotates the clothes effectively & washes out every stain from the clothes, giving you the best wash performance while being gentle on the clothes. The roller case creates friction to effectively remove dust and mites. This technology propels detergent-rich water into every thread of the fabric. It also scrubs your clothes effectively, resulting in a better-quality wash.

# 3 WASH PROGRAMS

The 3 Wash Programs add delight to your wash experience. With gentle, normal and strong wash programs, the machine caters to a diverse range of washing with utmost ease.





## MAGIC FILTER


LG Magic Filter is here to provide you relief from the worry of lint and threads sticking to your clothes by separating the extra lint. So, with LG Magic Filter, get clean and lint-free clothes every time.



## STAR WASHING MACHINES



LG Washing Machines qualify the norms of the Bureau of Energy Efficiency of India with 5-Star Ratings (Labels). Created with the best technology, our wide range of Washing Machines not only saves water and electricity but also provides the best wash quality.



## RAT AWAY TECHNOLOGY

### Better Protection. Enhanced Durability.

The Rat Away Technology comes with a 3 mm strong plastic cover with a rat-repellent chemical that helps in keeping rats away from your machine.

Now don't worry about rats damaging your washing machine by cutting internal wires which in turn affects its durability & performance.



Less damage  
in machine by  
**RAT BITE**



More  
**DURABILITY**  
of machine



Better  
**SAVINGS** with low  
maintenance cost

## Additional Features

Introducing additional features like soak, wind jet dry, and magic wheels, we aim at enhancing your wash experience.

01

### SOAK

The machine's unique soak process soaks clothes in a concentrated detergent solution to help loosen tough dirt particles.



02

### WIND JET DRY

It removes the remaining moisture from the laundry and from within the washing machine. When the Spin Tub rotates at high RPM, the air flows into the tub and circulates to remove water. This circulation of air through air vents dries the clothes.



03

### MAGIC WHEELS

With 360-degree Magic Wheels, you can swiftly move and rotate your washing machine in any direction with ease and without any help.





# SEMI-AUTOMATIC WASHING MACHINES



**P115ASKAZ** 11.5 kg  
BIGGER CAPACITY

- Roller Jet Pulsator + Soak
- 5-Year Motor Warranty
- Rat Away
- Buzzer
- Smart Filter
- Wind Jet Dry
- Color: Middle Black



**P115ASLAZ** 11.5 kg  
BIGGER CAPACITY

- Roller Jet Pulsator + Soak
- 5-Year Motor Warranty
- Rat Away
- Buzzer
- Smart Filter
- Wind Jet Dry
- Color: Full Black



**P105ASRAZ** 10.5 kg  
BIGGER CAPACITY

- Roller Jet Pulsator + Soak
- 5-Year Motor Warranty
- Rat Away
- Buzzer
- Smart Filter
- Wind Jet Dry
- Color: Burgundy



**P1040RGAZ** 10 kg  
BIGGER CAPACITY

- Roller Jet Pulsator
- 5-Year Motor Warranty
- Rat Away
- Buzzer
- Color: Dark Grey



**P9555SKAZ** 9.5 kg

- Roller Jet Pulsator + Soak
- 5-Year Motor Warranty
- Rat Away
- Buzzer
- Smart Filter
- Wind Jet Dry
- Color: Middle Black



**P955ASGAZ** 9.5 kg

- Roller Jet Pulsator + Soak
- 5-Year Motor Warranty
- Rat Away
- Buzzer
- Smart Filter
- Wind Jet Dry
- Color: Dark Grey



**P8535SKMZ** 8.5 kg

- Roller Jet Pulsator + Soak
- 5-Year Motor Warranty
- Rat Away
- Buzzer
- Magic Wheels
- Dual Magic Filter
- Wind Jet Dry
- Color: Middle Black



**P8535SLMZ** 8.5 kg

- Roller Jet Pulsator + Soak
- 5-Year Motor Warranty
- Rat Away
- Buzzer
- Magic Wheels
- Dual Magic Filter
- Wind Jet Dry
- Color: Middle Black





**P8525SGAZ** 8.5 kg

- Roller Jet Pulsator + Soak
- 5-Year Motor Warranty
- Rat Away
- Buzzer
- Wind Jet Dry
- Color: Dark Grey



**P8530SRAZ** 8.5 kg

- Roller Jet Pulsator + Soak
- 5-Year Motor Warranty
- Rat Away
- Buzzer
- Wind Jet Dry
- Color: Burgundy



**P8035SRAZ** 8 kg

- Roller Jet Pulsator + Soak
- 5-Year Motor Warranty
- Rat Away
- Buzzer
- Wind Jet Dry
- Color: Burgundy



**P8030SRAZ** 8 kg

- Roller Jet Pulsator + Soak
- 5-Year Motor Warranty
- Rat Away
- Buzzer
- Wind Jet Dry
- Color: Burgundy



**P8015SGAZ** 8 kg

- Roller Jet Pulsator + Soak
- 5-Year Motor Warranty
- Rat Away
- Buzzer
- Wind Jet Dry
- Color: Dark Grey



**P7510RBAZ** 7.5 kg

- Roller Jet Pulsator
- 5-Year Motor Warranty
- Rat Away
- Buzzer
- Color: Dark Blue



**P7510RRAZ** 7.5 kg

- Roller Jet Pulsator
- 5-Year Motor Warranty
- Rat Away
- Buzzer
- Wind Jet Dry
- Color: Burgundy



**P7510RGAZ** 7.5 kg

- Roller Jet Pulsator
- 5-Year Motor Warranty
- Rat Away
- Buzzer
- Wind Jet Dry
- Color: Dark Grey



**P7020NGAZ** 7 kg

- Normal Jet
- 5-Year Motor Warranty
- Rat Away
- Buzzer
- Wind Jet Dry
- Color: Dark Grey





**P7010NBAZ** **7 kg**

- Normal Jet Pulsator
- 5-Year Motor Warranty
- Rat Away
- Color: Dark Blue





# THE NEW LG DRYER

A DELIGHTFUL SURPRISE

Powered by **DUAL**Inverter HeatPump™



# DUAL Inverter Heat Pump™

Dual inverters, along with two compression chambers, help you dry faster and save more energy.

A+++ -10% Energy Efficiency by  
DUAL INVERTER HEAT PUMP™

---

DUAL 10 YEAR WARRANTY  
- Inverter Compressor 10Y Warranty  
- Inverter Motor 10Y Warranty

---

99.9%\* Bacteria & House Dust Mites Reduced by  
ALLERGY CARE



LG ThinQ™





## HYGIENIC CARE

### Removes 99.9%\* Bacteria & House Dust Mites

Eliminates up to 99.9%\* of allergens and sterilizes bacteria.



### Proven to Reduce Household Dust Mites & Bacteria

LG Dryer has been tested with BAF standards and has been proven to reduce 99.9% house dust mites & bacteria from laundry.



Images/products shown are for illustration purposes only. Actual product may vary due to product enhancement, Features may vary from model to model. All third party logos, trademark and other Intellectual Properties are property of respective brands and LG doesn't hold any rights pursuant to same. \*As tested by third party TUV under controlled lab conditions. Actual results & reductions may vary as per use environment. For more details, visit [www.lg.com](http://www.lg.com)



## Plug and Play

LG Dryer is a no-fuss machine that can be plugged anywhere and works like a charm. Since water gets collected in its inbuilt chamber tray, no water residue is released from the dryer, making it fit for use in any home space and giving you clean, dry, and hygienic clothes.

## Tower Display Stacking

Our 9 kg LG Dryer goes hand-in-hand with the 9 kg LG Front Load Washing Machine to give you a holistic washing experience and more convenience in washing & drying clothes.

9KG DRYER



9KG WASHER

## SMART DRYING

### Sensor Dry



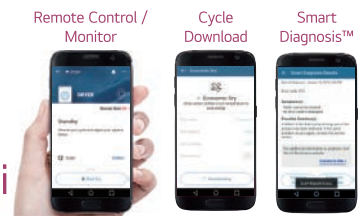
Detects the moisture of the clothes and sets the drying time automatically.

### Reversible Door



Allows you to install the door on either left or right side as per the availability of space.

### LG ThinQ™ with Wi-Fi



Lets you dry anytime, from anywhere, and helps you download up to 16 drying cycles. While it connects the Washer & Dryer with LG ThinQ™, it also sets the dryer's optimal cycle automatically based on the washer's cycle.

# | DUAL Inverter Heat Pump™

## Inverter Compressor

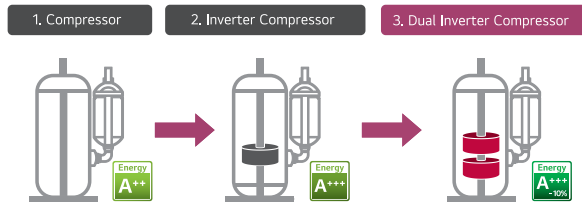

LG EcoHybrid dryer uses a unique BLDC compressor which includes a BLDC motor with a specially designed neodymium magnet. Energy efficiency improvement and drying time are enabled through inverter control technology.

## Compressor Speed Control

Compressor speed control reduces drying time and saves energy.

## Dual Inverter Compressor

The most advanced heat pump technology contributes to saving energy.



# Save Energy, Save Time with EcoHybrid

With LG EcoHybrid, select between energy-saving and time-saving.



Durable & Reliable with Dual 10-Year Warranty



Dual Inverter Compressor & Inverter Motor

Gentle Care with Low Temperature Drying



Smoothens crease and reduces shrinkage with Low Temperature.

Images/products shown are for illustration purposes only. Actual product may vary due to product enhancement. Features may vary from model to model. All third party logos, trademark and other Intellectual Properties are property of respective brands and LG doesn't hold any rights pursuant to same. \*Tested by Interterk, 9kg of IEC standard load, cotton cycle, comparison between Energy and Time Mode. For more details, visit [www.lg.com](http://www.lg.com)



# SPECIFICATIONS



Model Name	DHVO9SWB
Capacity	9Kg
Color	Black Steel
Door	Tempered Glass+Chrome
Dryer Type	Heat Pump Drying
Drum	Stainless Drum
Programs	14
Technology	Dual Inverter Heat Pump™
Auto Cleaning Condenser	Yes
LG ThinQ™	Yes
Smart Pairing	Yes
EcoHybird	Yes
Allergy Care	Yes
Download Cycle	Yes
Warranty	2 Year on Product & 10 Year on Compressor
Dimension (WxDxH) mm	600x690x850



**LG BEST Care**

**LG 24 x 7 CUSTOMER CARE**

**08069379999**  
[www.lg.com/in/support](http://www.lg.com/in/support)

LG WhatsApp No.  
**9711709999**  
LG Service India Mobile App  
Available at **Google Play**

[www.facebook.com/lgindiapage/](https://www.facebook.com/lgindiapage/)  
[www.twitter.com/LGIndia](https://www.twitter.com/LGIndia)

To know more about LG,  
visit [www.lg.com/in](http://www.lg.com/in)  
For Corporate/Institutional enquiries,  
please write to [corp.enquiries@lge.com](mailto:corp.enquiries@lge.com)

**24x7**  
NOW SHOP AT  
LG BRAND STORE  
[www.lgbrandstore.com/in](http://www.lgbrandstore.com/in)

