




**SYSTEM**  
AIR CONDITIONING

# COOLING & COMFORT REIMAGINED

Experience a whole new world of powerful cooling, true comfort and significant energy savings with light commercial air conditioners.



**Life's Good.**

## 1 WAY CASSETTE

1 Way Cassette with its elegant design fits perfectly into any interior, making it best choice for your loved spaces.



Even Air Distribution

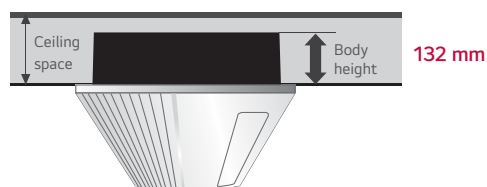


Smart Cooling with ThinQ App



## SLIM & COMPACT INDOOR UNIT

Slim indoor unit provides flexibility of installation in the narrow ceiling space.



## 4 WAY AIR BLOW AUTO CONTROL

Auto Up / Down / Left / Right control provides even air distribution.



## SUPERIOR AIR QUALITY#

Provides fresh air with powerful air cleaning process and offers real time air quality monitoring system.

\* Optional feature with 5 steps of filtration available in Models: PTAHTP0  
\* Optional feature with 3 steps of filtration available in Models PTAHTP1

\*Optional





## REDDOT AWARD WINNING DESIGN

Compact and round-shaped panel provides excellent fit to ceiling.




reddot award  
winner#

\*Year 2016 & 2022



## COMFORT COOLING (DIRECT / INDIRECT WIND)

By selecting the wind direction, user can easily achieve the preferred cooling comfort.



## SMART CONTROLS



Control your air conditioner using the smart internet devices on Android or iOS based smartphones.

LG ThinQ™



### Simple operation for various functions

- On / Off
- Mode Selection
- Current Temperature
- Set Temperature
- Vane Control
- Reservation
- Energy Monitoring
- Filter Management

※ Search "LG ThinQ™" on Google market or App store then download the app.  
 ※ Wi-Fi modem (PWFMD200) is required by option.  
 ※ In some countries, use of the google assistant system may be restricted.



## 4 WAY CASSETTE

New multi functional 4 Way cassette allows energy saving and comfort through Human Detection and Wind Direction control. Modern look fits perfectly & add luxury to your interiors.



Air Purification with PM 1.0 Filtration\*

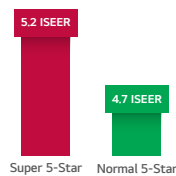


Human Detection Sensor\*


## ENERGY EFFICIENCY

LG's latest Super 5-Star Air Conditioners with 5.2 ISEER rating improve efficiency by 10% as compared to conventional 5-Star Air Conditioners with 4.7 ISEER rating.


Improved Efficiency Vs. Normal 5-Star



Less Energy Consumption



LG Super 5-Star Inverter (1.5 T)



## AIR PURIFICATION\*

Air-purifying filter that removes 99.9% of PM1.0 and also removes 99% of ultra-fine dust particles, bacteria and viruses.



## REAL TIME AIR QUALITY MONITORING



Indoor Unit Smart Indicator



Remote Controller



Mobile Device

## HUMAN DETECTION\*



Human Detection Sensor (PTVSM0)

Energy saving and comfort cooling through human detection sensor.

\*Optional



Energy Saving



Comfort Air

On/Off Control

Temperature Control

Indirect Airflow

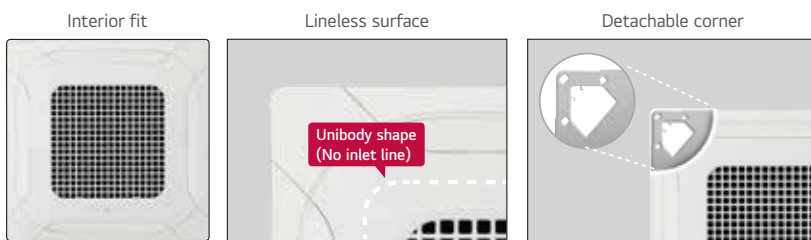
Direct Airflow





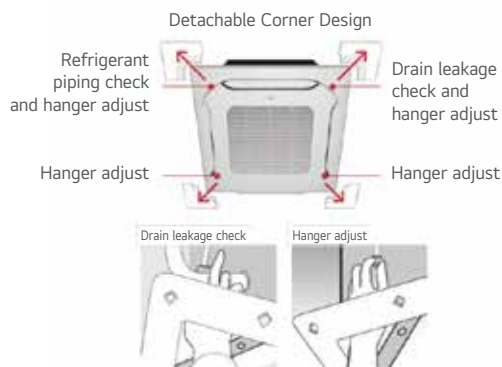
## STYLISH DESIGN PANEL

New 4 way cassette panel has a unibody shape that perfectly matches with the ceiling.




## CONVENIENT PANEL INSTALLATION

The detachable corner design makes it easy to adjust the hanger during installation and check for leaks in the drain connection pipe. Also, it is easy to install the panel to the body simply by using our new button-type design.



## INDEPENDENT CONTROL OF AIRFLOW

The independent vane operation feature uses separate 4 motors, making it possible to control all four vanes independently. The independent control provides optimal comfort for each user. It is capable of handling inclination angles between 20 ° ~ 70 °.



# INVERTER 1 WAY CASSETTE



\* Wireless Remote Controller Included



1 Way Cassette				Unit	1.0T	1.5T	2.0T
Combination	Outdoor unit				ZTUQ12GULA1	ZTUQ18GTLA2	ZTUQ24GTLA1
	Indoor unit				ZTNQ12GULA1	ZTNQ18GTLA2	ZTNQ24GTLA1
Capacity	Cooling	Min.-Rated-Max.	kW		1.37 ~ 3.60 ~ 4.20	1.58 ~ 5.2 ~ 6.0	2.21 ~ 7.10 ~ 7.7
Power Input	Cooling	Rated	kW		1.20	1.55	2.45
EER / COP			W / W		3.00	3.35	2.9
ISEER					4.00	4.35	3.95
ISEER Grade					3★	3★	3★
Indoor Unit							
Model Name			Unit	ZTNQ12GULA1	ZTNQ18GTLA2	ZTNQ24GTLA1	
Power Supply			V , Ø , Hz	230 ,1 , 50			
Airflow Rate		H / M / L	m³/min	9 / 8 / 7	16/14/12	16/14/12	
			CFM	318 / 283 / 247	565 / 494 / 424	565 / 494 / 424	
Fan Motor	Type			BLDC			
Sound Pressure Level		H / M / L	dB(A)	37 / 36 / 33	46/43/39	46/43/39	
Dimensions	Net	W × H × D	mm	860 x 132 x 450	1180 x 132 x 450	1180 x 132 x 450	
Weight	Net		kg	11.3	14.2	14.2	
Piping Connections	Liquid Side		mm	Ø 6.35(1/4)	Ø 6.35(1/4)	Ø 9.52(3/8)	
	Gas Side		mm	Ø 9.52(3/8)	Ø 12.7(1/2)	Ø 15.88(5/8)	
	Drain Pipe	O.D. / I.D.	mm	Ø 32 / 25	Ø 32 / 25	Ø 32 / 25	
Power and Communication Cable (included Earth)			No.x mm2 (AWG)	4C x 1. 0(18)	4C x 1.0(18)	4C x 1.0(18)	
Decoration Panel 1	Model Name			PT-UAHW0		PT-TAHW0	
	Color			White			
	Dimensions	W x H x D	mm	1,100 x 34 x 500	1,420 x 34 x 500		
	Net Weight			kg	3.3	4.5	
Outdoor Unit							
Model Name			Unit	ZTUQ12GULA1	ZTUQ18GTLA2	ZTUQ24GTLA1	
Power Supply			V, Ø, Hz	230 ,1 , 50			
Compressor	Type		-	Twin Rotary			
Heat Exchanger	Type (Coating)		-	Fin & Tube Type (Hydrophilic + Black Fin)			
Refrigerant	Type		-	R32			
	Control		-	Electronic Expansion Valve			
Fan Motor	Type			BLDC			
Sound Pressure Level	Cooling	Rated	dB(A)	50	54	54	
Wiring Connections	Power Supply Cable (included Earth)		No.x mm2 (AWG)	3C x 1.5(14)	3C x 1.5(14)	3C x 2.5(12)	
Circuit Breaker			A	16	16	25	
Casing Color			-	Warm Gray			
Dimensions	Net	W x H x D	mm	717 X 483 X 230	770 x 545 x 288	870 x 65 0 x 330	
Net Weight			kg	24.9	31.5	41.5	
Piping Connections	Liquid	Outer Dia.	mm	Ø 6.35 (1/4)	Ø 6.35 (1/4)	Ø 9.52 (3/8)	
	Gas	Outer Dia.	mm	Ø 9.52 (3/8)	Ø 12.7 (1/2)	Ø 15.88 (5/8)	
Piping Length		Min. / Max.	m	5 (16.4) / 30 (98.4)	5 (16.4) / 30 (98.4)	5 (16.4) / 50 (164.0)	
Maximum Height Difference		Outdoor Unit ~ Indoor Unit	Max.	m	15 (49,21)	20(65.6)	30(98.4)
Operation Range (Outdoor Temperature)	Cooling	Min. ~ Max.	℃ DB	-5 ~ 52			

Note: Performances are based on the following condition:

• Cooling: Indoor Ambient Temp. 27° CDB/19°CWB, Outdoor Ambient Temp. 35°CDB/24°CWB • Interconnected Pipe Length is 7.5mm and difference of Elevation (Outdoor~Indoor Unit) in 0m.

\*To use function, correct combination of panel and accessory need to be purchased (Refef to panel info)

Accessories*		
1 Way CST Panel for Air Purification kit (Glossy finish)	PT-UPHGO	PT-TPHGO
Dimensions	1,160 x 34 x 500	1480 X 34 X 500
Human Detection kit	-	
Air Purification Kit*	PTAHTP0	
Air Purification Kit (SIMPLE)*	PTAHTP1	
Wi-Fi Modem	PWFMD200	
PI 485	PMNFP14A1	
Ionizer*	PAS-NAUDR2	

Air Purification is optional feature \*SIMPLE Air Purification kit (PTAHTP1) comes with 3 steps of filtration.

# Ionizer : Optional Feature can be used with new Air Purification Kit (SIMPLE) model (PTAHTP1)




# INVERTER 4 WAY CASSETTE



\*Wireless Remote  
Controller Included



4 Way Cassette				Unit	1.5T	1.5T (High Efficiency)	2.0T
Combination	Outdoor unit				ZTUQ18GPLA1	ZTUQ18GNLH2	ZTUQ24GNLA2
	Indoor unit				ZTNQ18GPLA1	ZTNQ18GNLH2	ZTNQ24GNLA2
Rated Capacity	Cooling	Min.-Rated-Max.		kW	1.55~ 5.15 ~ 5.46	1.58 ~ 5.27 ~ 6.0	2.02 ~ 6.75 ~ 7.08
Power Input	Cooling	Rated		kW	1.81	1.29	2.05
EER / COP				W / W	2.85	4.09	3.29
ISEER					3.95	5.25	4.35
ISEER Grade					3★	5★	3★
Indoor Unit							
Model Name				Unit	ZTNQ18GPLA1	ZTNQ18GNLH2	ZTNQ24GNLA2
Power Supply				V, Ø, Hz	230 ,1 , 50		
Airflow Rate		H / M / L		m3/min	17.0 / 15.0 / 13.0	21.0 / 18.5 / 15.0	21.0 / 18.5 / 15.0
				CFM	600 / 530 / 459	742 / 653 / 530	742 / 653 / 530
Fan Motor	Type				BLDC		
Sound Pressure Level	Cooling	H / M / L		dB(A)	40 / 36 / 33	40 / 35 / 29	40 / 35 / 29
Dimensions	Body	W x H x D		mm	840 x 204 x 840	840 x 246 x 840	840 x 246 x 840
Weight	Body			kg	20.5	23.5	23.6
Piping Connections	Liquid Side			mm	Ø 6.35 (1/4)	Ø 6.35 (1/4)	Ø 9.52 (3/8)
	Gas Side			mm	Ø 12.7 (1/2)	Ø 12.7 (1/2)	Ø 15.88 (5/8)
	Drain Pipe	(O.D. / I.D.)		mm	Ø 32.0 / 25.0	Ø 32.0 / 25.0	Ø 32.0 / 25.0
Power and Communication Cable (included Earth)				No. x mm2 (AWG)	4C x 1.0 (18)	4C x 1.0 (18)	4C x 1.0 (18)
Decoration Panel	Model Name				PT-MAGW0		
	Casing Colour				Morning Fog		
	Dimensions	W x H x D		mm	950 x 35 x 950		
	Net weight			kg	5.0		
Outdoor Unit							
Model Name				Unit	ZTUQ18GPLA1	ZTUQ18GNLH2	ZTUQ24GNLA2
Power Supply				V, Ø, Hz	230 ,1 , 50		
Compressor	Type			-	Twin Rotary		
Heat Exchanger	Type (Coating)			-	Fin & Tube Type (Hydrophilic + Black Fin)		
Refrigerant	Type			-	R32		
	Control			-	Electronic Expansion Valve		
Fan Motor	Type				BLDC		
Sound Pressure Level	Cooling	Rated		dB(A)	50	54	54
Wiring Connections	Power Supply Cable (included Earth)			No. x mm2 (AWG)	3C x 1.5 (16)	3C x 1.5 (16)	3C x 1.5 (16)
Circuit Breaker				A	16	16	16
Casing Color				-	Warm Gray		
Dimensions		W x H x D		mm	717 x 483 x 230	770 x 545 x 288	770 x 545 x 288
Net Weight				kg	24.9	31.5	31.7
Piping Connections	Liquid	Outer Dia.		mm	Ø 6.35 (1/4)	Ø 6.35 (1/4)	Ø 9.52 (3/8)
	Gas	Outer Dia.		mm	Ø 12.7 (1/2)	Ø 12.7 (1/2)	Ø 15.88 (5/8)
Piping Length		Min. / Max.		m	5 (16.4) / 30 (98.4)	5 (16.4) / 30 (98.4)	5 (16.4) / 30 (98.4)
Maximum Height Difference	Outdoor Unit - Indoor Unit	Max.		m	15(49.2)	20 (65.6)	20 (65.6)
Operation Range (Outdoor Temperature)	Cooling	Min. - Max.		℃ DB	-5 ~ 52		

Accessories*			
Panel	 PT-MCGW0	 PT-MPGW0	 PT-MAGW0
Dimension	950 x 35 x 950		
Human Detection Kit	PTVSM40		
Air Purification Kit	- PTAHMP0, PTAHMP1*		
Wi-Fi Modem	PFWMDD200		
PI485	PMNFP14A1		
Ionizer*	PAS-NATDR2		

\* Ionizer : Optional feature can be used with Air Purification Kit model - PTAHMP1


\*Air purification is an optional feature & comes with 3 Step of filtration (PTAHMP1 model) & 5 steps of Air filtration (PTAHMP0 model)



# INVERTER 4 WAY CASSETTE



\* Wireless Remote Controller Included



4 Way Cassette				Unit	2.0T (High Efficiency)	3.0T (High Efficiency)	4.0T (High Efficiency)
Combination	Outdoor unit				ZTUQ24GNLH1	ZTUQ36GNLH1	ZTUQ48GMLH2
	Indoor unit				ZTNQ24GNLH1	ZTNQ36GNLH1	ZTNQ48GMLH2
Rated Capacity	Cooling	Min.-Rated-Max.		kW	2.11 ~ 7.05 ~ 7.74	3.16 ~ 10.55 ~ 11.08	4.2 ~ 14.07 ~ 14.7
Power Input	Cooling	Rated		kW	1.73	3.45	4.8
EER / COP				W / W	4.08	3.06	2.93
ISEER					5.25	4.20	4.20
ISEER Grade					5★	5★	5★
Indoor Unit							
Model Name				Unit	ZTNQ24GNLH1	ZTNQ36GNLH1	ZTNQ48GMLH2
Power Supply				V, Ø, Hz	230, 1, 50		
Airflow Rate		H / M / L		m3/min	21.0 / 18.5 / 15.0	25.0 / 22.0 / 19.0	27.0 / 23.0 / 19.0
				CFM	742 / 653 / 530	883 / 777 / 671	953 / 812 / 671
Fan Motor	Type				BLDC		
Sound Pressure Level	Cooling	H / M / L		dB(A)	40 / 35 / 29	45 / 41 / 37	46 / 42 / 37
Dimensions	Body	W x H x D		mm	840 x 246 x 840	840 x 246 x 840	840 x 288 x 840
Weight	Body			kg	23.6	23.6	26.1
Piping Connections	Liquid Side			mm	Ø 9.52 (3/8)	Ø 9.52 (3/8)	Ø 9.52 (3/8)
	Gas Side			mm	Ø 15.88 (5/8)	Ø 15.88 (5/8)	Ø 15.88 (5/8)
	Drain Pipe	(O.D. / I.D.)		mm	Ø 32.0 / 25.0	Ø 32.0 / 25.0	Ø 32.0 / 25.0
Power and Communication Cable (included Earth)				No. x mm2 (AWG)	4C x 1.0 (18)	4C x 1.0 (18)	4C x 1.0 (18)
Decoration Panel	Model Name				PT-MAGW0		
	Casing Colour				Morning Fog		
	Dimensions	W x H x D		mm	950 x 35 x 950		
	Net weight			kg	5.0		
Outdoor Unit							
Model Name				Unit	ZTUQ24GNLH1	ZTUQ36GNLH1	ZTUQ48GMLH2
Power Supply				V, Ø, Hz	230, 1, 50		
Compressor	Type			-	Twin Rotary		
Heat Exchanger	Type (Coating)			-	Fin & Tube Type (Hydrophilic + Black Fin)		
Refrigerant	Type			-	R32		
	Control			-	Electronic Expansion Valve		
Fan Motor	Type				BLDC		
Sound Pressure Level	Cooling	Rated		dB(A)	54	54	57
Wiring Connections	Power Supply Cable (included Earth)			No. x mm2 (AWG)	3C x 2.5 (14)	3C x 2.5 (14)	3C x 4.0 (12)
Circuit Breaker				A	25	25	32
Casing Colour				-	Warm Gray		
Dimensions		W x H x D		mm	870 x 650 x 330	870 x 650 x 330	950 x 834 x 330
Net Weight				kg	41.5	41.5	61.5
Piping Connections	Liquid	Outer Dia.		mm	Ø 9.52 (3/8)	Ø 9.52 (3/8)	Ø 9.52 (3/8)
	Gas	Outer Dia.		mm	Ø 15.88 (5/8)	Ø 15.88 (5/8)	Ø 15.88 (5/8)
Piping Length		Min. / Max.		m	5 (16.4) / 50 (164.0)	5 (16.4) / 50 (164.0)	5 (16.4) / 50 (164.0)
Maximum Height Difference	Outdoor Unit ~ Indoor Unit	Max.		m	30 (98.4)	30 (98.4)	30 (98.4)
Operation Range (Outdoor Temperature)	Cooling	Min. ~ Max.		℃ DB	-5 ~ 52		

Note:

Performances are based on the following condition:

- Cooling: Indoor Ambient Temp. 27°CDB/19°CWB, Outdoor Ambient Temp. 35°CDB/24°CWB
- Interconnected Pipe Length is 7.5m and difference of Elevation (Outdoor - Indoor Unit) is 0m.
- To use function, correct combination of panel and accessory need to be purchased (Refer to panel info)

February 2025

**LG SAC CUSTOMER CARE**

1800-180-3575 (Service Toll Free)

www.lg.com/in

cac.service@lgepartner.com

www.facebook.com/LGIndiaCommercialAC

www.x.com/lgIndia

To know more about LG, visit [www.lg.com/in/business/air-solution](http://www.lg.com/in/business/air-solution)  
For Corporate/Institutional enquiries,  
please write to [sac.marketing@lge.com](mailto:sac.marketing@lge.com)



Regd. Office: LG Electronics India Limited, A-24/6, Mohan Cooperative Industrial Estate, Mathura Road, New Delhi-110044

CIN No. U32107DL1997PLC220109

Please contact us at North: 9717117716, South: 7824805486, East: 7875759665, West: 9923108310

Creative Visualization. Product images shown is for representation purposes only. Actual product may vary in size. Product features may vary from model to model.