

MULTI V™

INDOOR UNITS



006 - 089
**INDOOR
UNITS**

WALL MOUNTED	006
CEILING MOUNTED CASSETTE	012
CEILING MOUNTED ROUND CASSETTE	028
CEILING CONCEALED DUCT	032
CEILING SUSPENDED	044
FLOOR STANDING	048



051 - 055
**HOT WATER
SOLUTION**

HYDRO KIT	052
-----------	-----



056 - 067

VENTILATION SOLUTIONS

ERV

062

068 - 089




















ACCESSORIES

MECHANICAL ACCESSORIES 070

PIPING ACCESSORIES 082



INDOOR UNITS LINE-UP

kW		1.5	2.2	2.8	3.6	4.5	5.6	6.2	7.1	8.2	9.0	10.6	12.3	14.1	15.8	17.5	22.4	28.0
Type	Btu/h	5k	7k	9k	12k	15k	18k	21k	24k	28k	30k	36k	42k	48k	54k	60k	76k	96k
4 th generation Wall Mounted	Standard 	●	●	●	●	●	●		●		●	●						
4 th generation Ceiling Mounted Cassette	4 Way Cassette (570 x 570) 	●	●	●	●	●	●	●							●			
	4 Way Dual Vane Cassette (840 x 840) 								●	●	●	●	●	●				
	4 Way Dual Vane Cassette High Sensible (840 x 840) 		●	●	●	●	●		●	●		●	●	●				
	Round Ceiling Cassette 									●		●		●				
	2 Way Cassette 			●	●		●		●									
	1 Way Cassette 		●	●	●		●		●									
4 th generation Ceiling Concealed Duct	High Statics 									●		●	●	●	●		●	●
	Mid Static 		●	●	●	●	●		●									
	Low Statics 	●	●	●	●	●	●	●	●									
4 th generation Fresh Air Intake																	●	●
4 th generation Ceiling Suspended							●		●			●		●				
4 th generation Console			●	●	●	●												
4 th generation Floor Standing Floor Standing with Case			●	●	●	●	●		●									
4 th generation Floor Standing														●				●
4 th generation HYDR0 KIT	Low Temperature 												●					●
	High Temperature 												●				●	
4 th generation Energy Recovery Ventilator with DX Coil	with Humidifier 					●			●		●							
	without Humidifier 					●			●		●							

※ If 4th generation indoor units are connected to MULTI V WATER S, several functions are not available.
 ※ If 4th generation indoor units are combined to 2nd generation indoor units, several functions are not available.
 More detailed information, refer to the "MULTI V Indoor units Compatibility Table"

WALL MOUNTED



Features & Benefits

- 6 Different discharge angles can be programmed via the remote controller.
- Easily detachable full surface cover helps to clean the air conditioner.
- Drain pipe can be easily hidden from sight.

Key Applications

- Retail
- Restaurant
- Office
- Hotel
- Multi-family Residence

	Wall Mounted	Standard
Smart	Wi-Fi	○
Energy Efficiency	Energy Display	○
Fast Cooling & Heating	Jet Cool	○
	Auto Swing (Up & Down)	○
Health	Ionizer	○
	Pre Filter	-7.1kW Only
	Auto Cleaning	○
Comfort	Sleep Mode	○
	Timer (On / Off)	○
	Timer (Weekly)	○
	Two Thermistor Control	○
	Group Control	○

※ ○: Applied, - : Not applied

SMART

Wi-Fi Control

Anytime, anywhere access to the unit with Android & iOS-based smartphones.



LG ThinQ

Search "LG ThinQ" on Google market or the App Store to download the app.

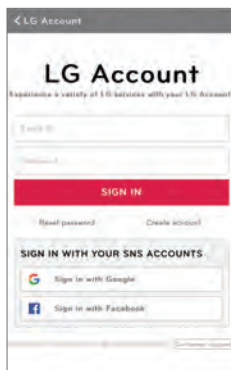
Integrated Home Appliances Control

Control / Monitor all your LG appliances from one place.



Easy Registration and Log-in

Follow the easy set-up steps that will activate LG ThinQ's user-friendly features.



* Wi-Fi modem (Option) is necessary for this function

Simple operation for various functions



On/Off, Current Temp



Mode, Set Temp



Vane Control

Straight forward Management



Reservation



Energy Monitoring



Smart Diagnosis



Filter Management

Access your air conditioner anytime and from anywhere

With a Wi-Fi equipped device and LG's exclusive control app, LG ThinQ.



Wi-Fi Connectivity

Each user can set and save temperature and fan speed preferences in the LG ThinQ app. If a household has more than one indoor unit, separate temperature settings can be set for each.

Multiple Devices



※ Can be controlled by multiple users, but not simultaneously.

Multi-Control



INDOOR UNITS

WALL MOUNTED

FRESH AIR

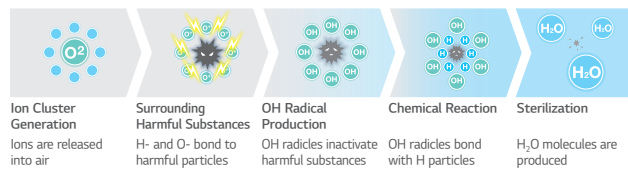
Ionizer^{PLUS}

The powerful Ionizer protects you from bad odors and Escherichia coli and Staphylococcus in the surface with over 3 million ions to sterilize to make a safer, and cleaner environment.

※ Specifications may vary for each model.
 ※ Depending on the experimental conditions.

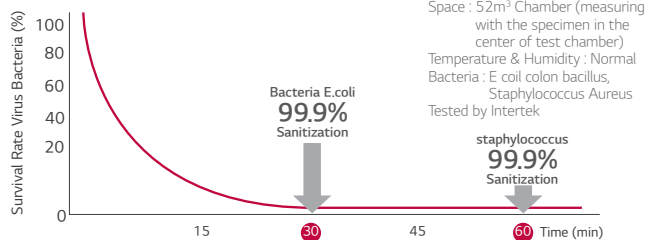
Sterilization and Deodorization (Utilizes Over 3 Million Ions)

Ionizer^{PLUS} reduces E.coli and Staphylococcus in the surface with over 3 million ions.



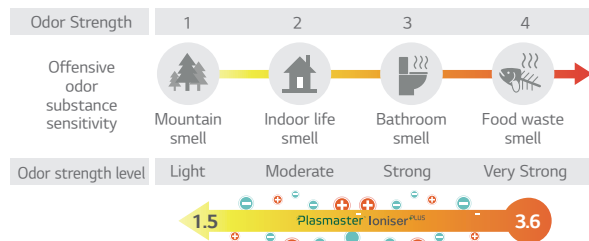
Sterilization Performance Evaluations

Sterilize Bacteria E.coli over 99.9% in 30 min. and staphylococcus over 99.6% in 60min.



2.1 odor strength decrease in 60 minutes

An odor of measured as 2 European odor units (ouE/m³) or less indicates that the level of odor falls within permissible limits.



Odor strength reduce 3.6 ➔ 1.5 / The Odor floating in the room as well as curtain and clothes.


※ Test conditions :
 Space: 8m³ Chamber
 Temperature & Humidity : Normal
 Tested by Intertek

Auto Cleaning

The unit has a self-cleaning function that dries the heat exchanger before sterilizing the interior.

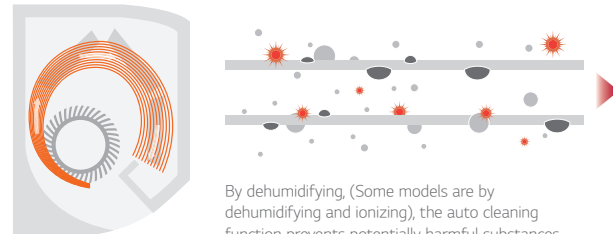
Pain Point

The main cause of odor within air conditioners is mold and bacteria growing on the heat exchanger. These germs can spread when the heat exchanger is wet.

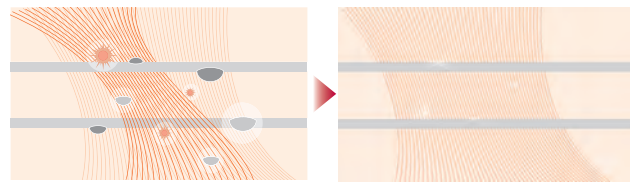


Cleans Filter with Regular Airflow

The comprehensive auto cleaning function prevents the formation of bacteria and mold on the heat exchanger.



By dehumidifying, (Some models are by dehumidifying and ionizing), the auto cleaning function prevents potentially harmful substances from forming on the surface of the heat exchanger.



The indoor environment remains odorless with the advanced deodorizing function.

By preventing pollution of the heat exchanger caused by various germs and bacteria, performance and lifespan of the air conditioner can be increased over 10 years.

Auto cleaning

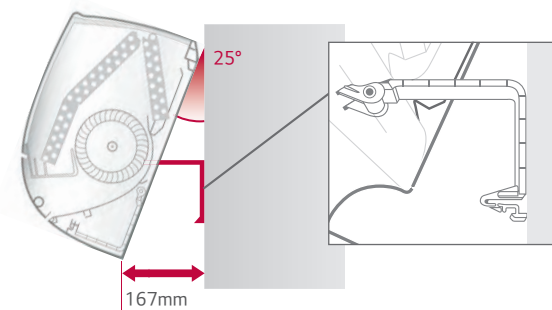
Auto Cleaning provides clean air by preventing bacteria, mold and odors that can otherwise accumulate in an indoor unit.



Installation

Installation Support Clip

A support clip creates adequate space between the wall and the unit for easier installation.



FAST COOLING & HEATING

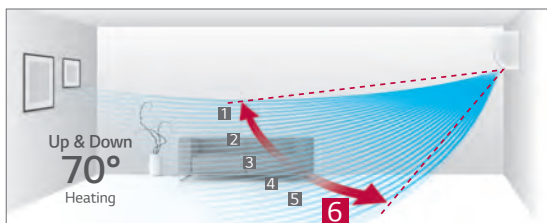
Auto Swing

Cool air extends to the entire room regardless of where the unit is situated.

※ Specifications may vary for each model.

6-Step Vane Control up to 70°


The vertical vane, which moves up and down, has 6 different settings including full-auto swing.



※ Angle can be different from each model and working mode.

Control up to 110°

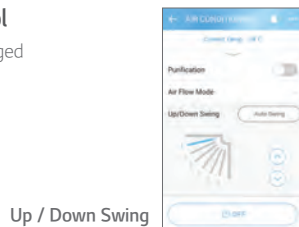
Louver can be adjusted manually to extend left and right swing to 110 degrees.



※ Angle can be different from each model and working mode.

Easy and Simple Control

Airflow direction can be changed by LG ThinQ Wi-Fi app.




Jet Cool

LG air conditioners provide optimized high-speed airflow, which can cool rooms faster while delivering cool air evenly in every direction.

※ Specifications may vary for each model.
 ※ Depending on the experimental conditions.

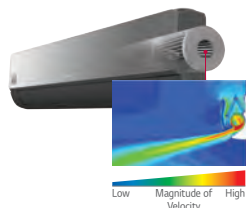
One Click "Jet Mode"

Reduces the temperature of outflowing air to 18°C for 30 minutes with just one click.



More Powerful Performance

By reducing the second vortex, which decreases airflow within the air outlet, and enlarging the fan size, the amount of air flow is increased to 13 CMM.

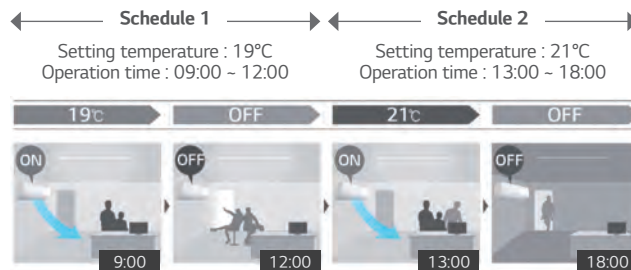


COMFORT

Scheduled Operation


You can set the daily temperature, fan speed, the operation mode and automatic On / Off time for two weeks. It will keep running on that time until cancelled by the user.

※ This function is for wired remote controller only.
 ※ Wired remote controller is needed to be separately purchased.



Two Thermistors Control

The indoor temperature can be checked using the thermistors in the remote controller as well as from the indoor unit. There may be a significant difference between ceiling and floor air temperature. Two thermistors can optimize indoor air temperature for a more comfortable environment.



Group Control

Group control by new remote controller (PREMTB100 / PREMTBB10) has more functions than previous model.



INDOOR UNITS

WALL MOUNTED

STANDARD

ARNU05GSJN4 / ARNU07GSJN4
 ARNU09GSJN4 / ARNU12GSJN4
 ARNU15GSJN4



Model	Unit	ARNU05GSJN4	ARNU07GSJN4	ARNU09GSJN4	ARNU12GSJN4	ARNU15GSJN4	
Cooling Capacity	kW	1.6	2.2	2.8	3.6	4.5	
	Btu/h*1	5,500	7,500	9,600	12,300	15,400	
	Btu/h*2	5,700	7,900	9,950	12,700	16,100	
Heating Capacity	kW	1.8	2.5	3.2	4.0	5.0	
Power Input (H / M / L)	Nominal W	11 / 10 / 9	12 / 11 / 9	13 / 12 / 9	15 / 13 / 11	23 / 18 / 11	
Exterior Color		White	White	White	White	White	
RAL Code		RAL 9016	RAL 9016	RAL 9016	RAL 9016	RAL 9016	
Dimensions (W x H x D)	Body mm	818 x 316 x 189	818 x 316 x 189	818 x 316 x 189	818 x 316 x 189	818 x 316 x 189	
	Shipping mm	892 x 381 x 249	892 x 381 x 249	892 x 381 x 249	892 x 381 x 249	892 x 381 x 249	
Fan	Type	Cross Flow Fan	Cross Flow Fan	Cross Flow Fan	Cross Flow Fan	Cross Flow Fan	
	Motor Output x Number	W x No.	30 x 1	30 x 1	30 x 1	30 x 1	
	Air Flow Rate (H / M / L)	m ³ /min	6.8 / 6.5 / 5.9	7.2 / 6.8 / 5.9	7.8 / 7.2 / 5.9	8.5 / 7.8 / 6.8	10.5 / 9.5 / 6.8
	Motor Type		BLDC	BLDC	BLDC	BLDC	BLDC
Air Filter		Pre Filter	Pre Filter	Pre Filter	Pre Filter	Pre Filter	
Pipe Connections	Liquid Side mm (inch)	Ø6.35 (1/4)	Ø6.35 (1/4)	Ø6.35 (1/4)	Ø6.35 (1/4)	Ø6.35 (1/4)	
	Gas Side mm (inch)	Ø12.7 (1/2)	Ø12.7 (1/2)	Ø12.7 (1/2)	Ø12.7 (1/2)	Ø12.7 (1/2)	
	Drain Pipe (Internal Dia.) mm (inch)	Ø16 (5/8)	Ø16 (5/8)	Ø16 (5/8)	Ø16 (5/8)	Ø16 (5/8)	
Weight	Body kg	8.4	8.4	8.4	8.4	8.4	
Sound Pressure Levels (H / M / L)	dB(A)	30 / 29 / 28	32 / 30 / 28	34 / 32 / 28	37 / 34 / 30	42 / 39 / 32	
Sound Power Levels (H / M / L)	dB(A)	54 / 53 / 52	54 / 53 / 52	55 / 54 / 52	55 / 54 / 53	58 / 56 / 54	
Power Supply	Ø, V, Hz	1, 220-240, 50	1, 220-240, 50	1, 220-240, 50	1, 220-240, 50	1, 220-240, 50	
Communication Cable	mm ² x No.	1.0 - 1.5 x 2C	1.0 - 1.5 x 2C	1.0 - 1.5 x 2C	1.0 - 1.5 x 2C	1.0 - 1.5 x 2C	

Note : 1. Performance tested under EN14511
 2. Capacities are based on the following conditions
 *1 Cooling : Indoor temp. 27°C (80.6°F) DB / 19°C (66.2°F) WB, Outdoor temp. 35°C (95°F) DB / 24°C (75.2°F) WB, Interconnecting piping length 7.5m, Level difference of zero
 *2 Cooling : Indoor temp. 27°C (80.6°F) DB / 19.5°C (66.2°F) WB, Outdoor temp. 35°C (95°F) DB / 24°C (75.2°F) WB, Interconnecting piping length 7.5m, Level difference of zero
 - Heating : Indoor temp. 20°C (68°F) DB / 15°C (59°F) WB, Outdoor temp. 7°C (44.6°F) DB / 6°C (42.8°F) WB, Interconnecting piping length 7.5m, Level difference of zero
 3. Due to our policy of innovation, some specifications may be changed without notification.

Accessories

Chassis	ARNU05GSJN4	ARNU07GSJN4	ARNU09GSJN4	ARNU12GSJN4	ARNU15GSJN4
Drain Pump					
Cassette Cover					
Refrigerant Leakage Detector			PRLDNVSO		
EEV Kit			PRGK024A0		
Independent Power Module			PRIP0		
Robot Cleaner					
Pre Filter (Washable)			○		
Ion Generator			○		
CO ₂ Sensor					
Ventilation Kit					
IR Receiver					
Zone Controller					
Dry Contact (with additional accessory)			PDRYCB000 (1 point contact), PDRYCB300 (8 points for thermostat compatible), PDRYCB320 (Universal input), PDRYCB400 (2 points input), PDRYCB500 (Modbus)		
External Input (1 point)			○		
Wi-Fi			○		

※ ○ : Applied, - : Not applied
 Option : Refer to model name in table

STANDARD

ARNU18GSK*4 / ARNU24GSK*4
ARNU30GSVA4 / ARNU36GSVA4



INDOOR
UNITS

WALL MOUNTED

Model	Unit	ARNU18GSKN4	ARNU24GSKN4	ARNU30GSVA4	ARNU36GSVA4	
Cooling Capacity	kW	5.6	7.1	8.8	10.4	
	Btu/h*1	19,100	24,200	30,000	35,500	
	Btu/h*2	19,900	24,950	31,700	37,600	
Heating Capacity	kW	6.3	7.5	9.4	10.8	
Power Input (H / M / L)	Nominal	W	32 / 26 / 16	39 / 26 / 16	54 / 43 / 31	85 / 51 / 36
Exterior Color		White	White	White	White	
RAL Code		RAL 9016	RAL 9016	RAL 9016	RAL 9016	
Dimensions (W x H x D)	Body	mm	975 x 354 x 209	975 x 354 x 209	1,190 x 346 x 265	1,190 x 346 x 265
	Shipping	mm	1,063 x 420 x 274	1,063 x 420 x 274	1,265 x 432 x 335	1,265 x 432 x 335
Fan	Type		Cross Flow Fan	Cross Flow Fan	Cross Flow Fan	Cross Flow Fan
	Motor Output x Number	W x No.	58 x 1	58 x 1	113 x 1	113 x 1
	Air Flow Rate (H / M / L)	m³/min	14.0 / 12.0 / 10.5	15.2 / 12.7 / 10.5	23.0 / 20.0 / 17.0	26.0 / 23.0 / 19.0
	Motor Type		BLDC	BLDC	BLDC	BLDC
Air Filter		Pre Filter	Pre Filter	Pre Filter	Pre Filter	
Pipe Connections	Liquid Side	mm (inch)	Ø6.35 (1/4)	Ø9.52 (3/8)	Ø9.52 (3/8)	Ø9.52 (3/8)
	Gas Side	mm (inch)	Ø12.7 (1/2)	Ø15.88 (5/8)	Ø15.88 (5/8)	Ø15.88 (5/8)
	Drain Pipe (Internal Dia.)	mm (inch)	Ø16 (5/8)	Ø16 (5/8)	Ø16 (5/8)	Ø16 (5/8)
Weight	Body	kg	12.2	12.2	16.6	16.6
Sound Pressure Levels (H / M / L)		dB(A)	43 / 39 / 34	46 / 41 / 34	49 / 44 / 42	52 / 47 / 43
Sound Power Levels (H / M / L)		dB(A)	63 / 57 / 54	65 / 60 / 54		
Power Supply		Ø, V, Hz	1, 220-240, 50	1, 220-240, 50	1, 220-240, 50	1, 220-240, 50
Communication Cable		mm² x No.	1.0 ~ 1.5 x 2C	1.0 ~ 1.5 x 2C	1.0 ~ 1.5 x 2C	1.0 ~ 1.5 x 2C

Note : 1. Performance tested under EN14511

2. Capacities are based on the following conditions

*1 Cooling : Indoor temp. 27°C (80.6°F) DB / 19°C (66.2°F) WB, Outdoor temp. 35°C (95°F) DB / 24°C (75.2°F) WB, Interconnecting piping length 7.5m, Level difference of zero

*2 Cooling : Indoor temp. 27°C (80.6°F) DB / 19.5°C (66.2°F) WB, Outdoor temp. 35°C (95°F) DB / 24°C (75.2°F) WB, Interconnecting piping length 7.5m, Level difference of zero

- Heating : Indoor temp. 20°C (68°F) DB / 15°C (59°F) WB, Outdoor temp. 7°C (44.6°F) DB / 6°C (42.8°F) WB, Interconnecting piping length 7.5m, Level difference of zero

3. Due to our policy of innovation, some specifications may be changed without notification.

Accessories

Chassis	ARNU18GSKN4	ARNU24GSKN4	ARNU30GSVA4	ARNU36GSVA4
Drain Pump	-	-	-	-
Cassette Cover	-	-	-	-
Refrigerant Leakage Detector		PRLDNV50		PRLDNV50
EEV Kit		PRGK024A0		-
Independent Power Module		PRIPO		PRIPO
Robot Cleaner		-		-
Pre Filter (Washable)		○		○
Ion Generator		○		-
CO ₂ Sensor		-		-
Ventilation Kit		-		-
IR Receiver		-		-
Zone Controller		-		-
Dry Contact (with additional accessory)		PDRYCB000 (1 point contact), PDRYCB300 (8 points for thermostat compatible), PDRYCB320 (Universal input), PDRYCB400 (2 points input), PDRYCB500 (Modbus)		
External Input (1 point)		○		○
Wi-Fi		○		PWFMD200

※ ○ : Applied, - : Not applied

Option : Refer to model name in table

CEILING MOUNTED CASSETTE



Features & Benefits

- New Dual Vane 4 Way cassette allows comfortable air flow.
- Full 3D Turbo fan decreases air resistance, providing high air flow and low sound levels.

Key Applications

- Retail
- School
- Office
- Hotel
- Dormitory
- Restaurant

Cassette		4 Way	2 Way	1 Way
Smart	Wi-Fi	<input type="checkbox"/>	<input type="checkbox"/>	<input type="checkbox"/>
Energy Efficiency	Human Detect Sensor	<input type="checkbox"/>	-	-
	Drain Pump	<input type="checkbox"/>	<input type="checkbox"/>	<input type="checkbox"/>
Comfort	Sleep Mode	<input type="checkbox"/>	<input type="checkbox"/>	<input type="checkbox"/>
	Timer (On / Off)	<input type="checkbox"/>	<input type="checkbox"/>	<input type="checkbox"/>
	Timer (Weekly)	<input type="checkbox"/>	<input type="checkbox"/>	<input type="checkbox"/>
	Two Thermistor Control	<input type="checkbox"/>	<input type="checkbox"/>	<input type="checkbox"/>
	Group Control	<input type="checkbox"/>	<input type="checkbox"/>	<input type="checkbox"/>

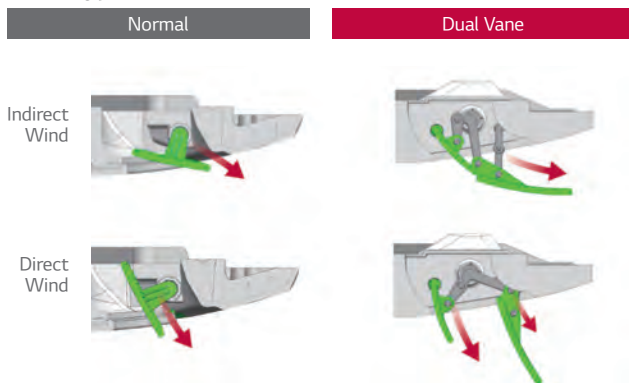
NEW DESIGN

4 Way Air Flow with New Design


New Excellent Technology (NET) certifies new 4 Way dual vane design that promotes comfortable and convenient airflow.



*New types wind



*6 Airflows mode




Brighter Color

Color enhancement allows cassette to blend in to most interior ceiling spaces.



Wide Design

Bigger inlet and outlet make faster cooling / heating airflow.



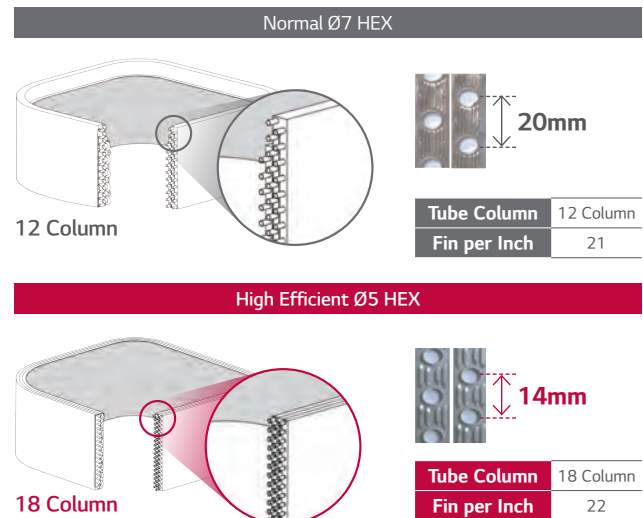
Full 3D Turbo Fan

Full 3D Turbo fan decreases air resistance, so it makes High Efficient and reduces noise level.



High Efficiency Heat Exchanger (HEX)

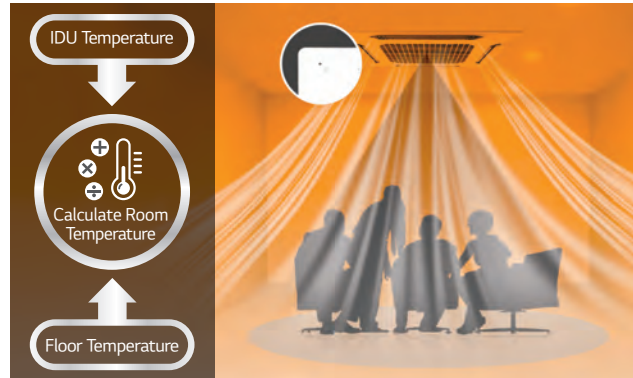
Ø5 High Density Heat Exchanger increases cooling / heating efficiency by 10%.



SMART

Ceiling to Floor Temperature Sensing

With a special sensor that sense both ceiling and floor temperature, Dual Vane 4 Way cassette provides comfort air.



※ Available only for products with floor temperature sensor.

Human-detection Air Flow

Human detection provides users with direct or indirect air flow preferences.

Indirect comfort


Provides air flow that blows away from user for comfort.



No touch
Indirect airflow
Comfort

Direct cooling

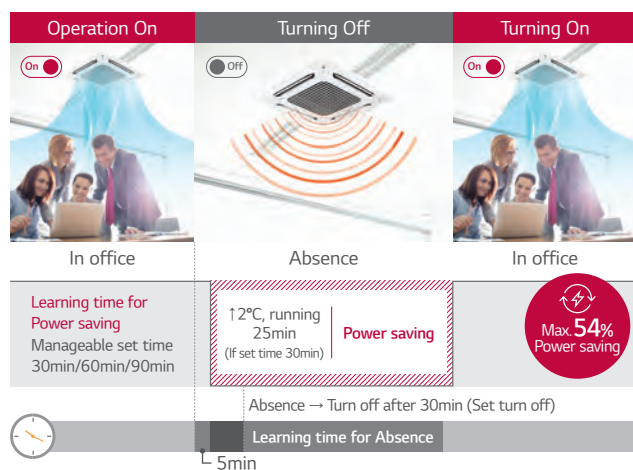
Provides air flow that blows directly onto user for cooling.



Direct airflow
2°C
Cooler

Human Detection for Optimized Efficiency

Indoor unit senses human presence to switch on or off for maximum power savings of 54%.



※ Smart Dual Vane Indoor Unit '20 Line up.
 ※ Data Based on actual test of LG, single product 2 hours measurement result.
 (Cooling 26 °C, strong wind)

High-performance Air purification

Air cleaning function provides fresh, filtered air.



Convenient & Powerful 5-Step Air purification

It captures 99% of microfine dust (PM1.0)
 Besides, Easy-to-maintain system with washable filters



Cycle Management

Pre-filter	Dust Electrification	Ultra Fine Dust Kit	Deodorizing Filter
Easy removable pre-filter	Washable	6 months / Washable	Dry in sunlight

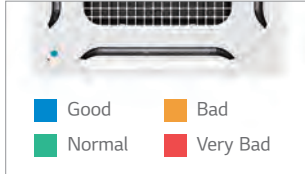
SMART

Real-time Air Quality Monitoring

Wi-Fi functionality for anytime, anywhere indoor unit control and air cleaning status display.

① Smart indicator (Air quality)

Real-time indoor air quality status displayed on indoor unit



② Remote controller

Fine dust concentration & air quality status displayed on remote control



③ Mobile

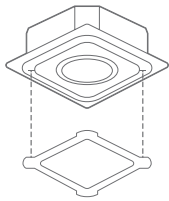
Anytime, anywhere access to check & control air status via mobile



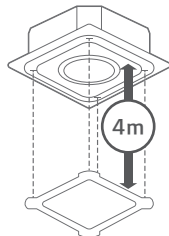
Dual Elevating Grille

Grille automatically detaches and re-attaches with 4 touchpoints for enhanced stability & convenient filter management.

Normal 4 Way



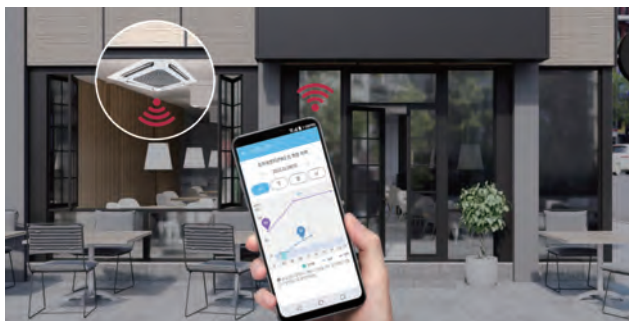
Smart Dual Vane IDU



- ① Horizontal Sensor ② Check Close grille ③ Detect Obstacle ④ Set Stop Point
② Horizontal Sensor ④ Check Close grille

LG ThinQ Connectivity

Anytime anywhere access to indoor units with LG ThinQ mobile app.

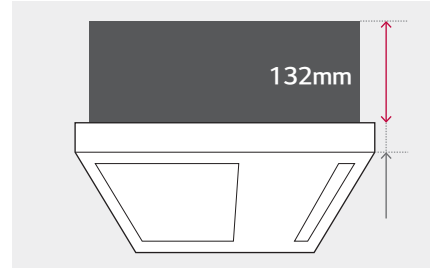


- ① Monitoring Air status
Easy to check indoor air status
• Ultra Fine / Extra Fine / Fine Dust
• Day / Week / Month / Yearly
- ② Mobile Remote Control
Remote control by using mobile phone
• Control Mode / Temperature / Air flow etc.
- ③ Display Power Consumption
Check power consumption of A/C
• Check energy display
• Set target energy consumption level

INSTALLATION

Minimized Height

With a height of 132mm, the LG 1 Way cassette is the ideal solution for limited-space installations.



Size Comparison

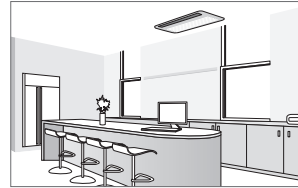
(Unit : mm)

	A Company	B Company	LG
1 Way Cassette	215	230	132

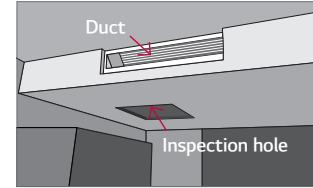
Flexible Installation

1 Way cassette doesn't require the inspection access hole, so that simple installation is possible.

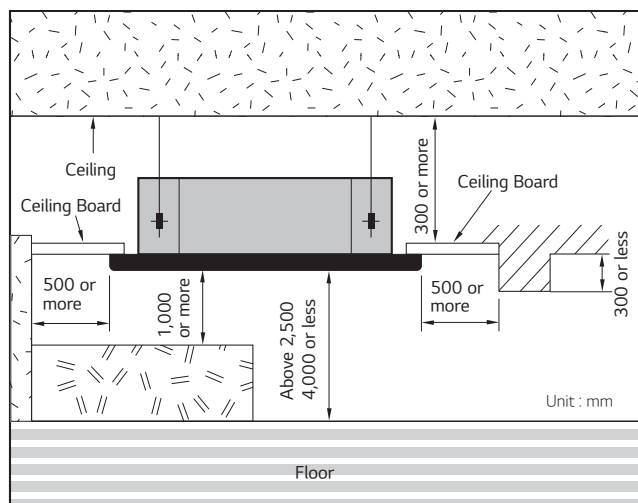
1 Way cassette



Duct



Installation Standard



INDOOR UNITS

CEILING MOUNTED CASSETTE

DUAL VANE 4 Way CASSETTE (840 X 840)

ARNU24GTBB4 / ARNU28GTBB4
ARNU30GTBB4



Model	Unit	ARNU24GTBB4	ARNU28GTBB4	ARNU30GTBB4
Cooling Capacity	kW	7.1	8.2	9.0
	Btu/h*1	24,200	28,000	30,700
	Btu/h*2	24,950	29,000	31,700
Heating Capacity	kW	8.0	9.2	10.0
Power Input (H / M / L)	Nominal	W	32 / 27 / 20	48 / 36 / 25
Dimensions (W x H x D)	Body	mm	840 x 204 x 840	840 x 204 x 840
	Shipping	mm	922 x 276 x 917	922 x 276 x 917
	Type		Full 3D Turbo Fan	Full 3D Turbo Fan
Fan	Motor Output x Number	W x No.	51 x 1	51 x 1
	Air Flow Rate (H / M / L)	m³/min	18 / 17 / 15	21 / 19 / 16
	Motor Type		BLDC	BLDC
Air Filter		Long Life	Long Life	Long Life
Pipe Connections	Liquid Side	mm (inch)	Ø9.52 (3/8)	Ø9.52 (3/8)
	Gas Side	mm (inch)	Ø15.88 (5/8)	Ø15.88 (5/8)
	Drain Pipe (Internal Dia.)	mm (inch)	Ø25 (1)	Ø25 (1)
Weight	Body	kg	21	21
Sound Pressure Level (H / M / L)		dB(A)	39.0 / 37.0 / 35.0	40.0 / 38.0 / 35.0
Sound Power Level (H / M / L)		dB(A)	46 / 44 / 42	50 / 46 / 43
Power Supply		Ø, V, Hz	1, 220-240, 50	1, 220-240, 50
Communication Cable		mm² x No.	1.0 - 1.5 x 2C	1.0 - 1.5 x 2C
Decoration Panel (Accessory)	Model Name		PT-AAGW0 PT-AFGW0 PT-AEGW0	PT-AAGW0 PT-AFGW0 PT-AEGW0
	Exterior Color		White	White
	RAL Code		RAL 9003	RAL 9003
	Net Dimensions (W x H x D)	mm	950 x 35 x 950	950 x 35 x 950
	Net Weight	kg	7.1 / 7.5 / 8.5	7.1 / 7.5 / 8.5

Note : 1. Performance tested under EN14511

2. Capacities are based on the following conditions

*1 Cooling : Indoor temp. 27°C (80.6°F) DB / 19°C (66.2°F) WB, Outdoor temp. 35°C (95°F) DB / 24°C (75.2°F) WB, Interconnecting piping length 7.5m, Level difference of zero

*2 Cooling : Indoor temp. 27°C (80.6°F) DB / 19.5°C (66.2°F) WB, Outdoor temp. 35°C (95°F) DB / 24°C (75.2°F) WB, Interconnecting piping length 7.5m, Level difference of zero

- Heating : Indoor temp. 20°C (68°F) DB / 15°C (59°F) WB, Outdoor temp. 7°C (44.6°F) DB / 6°C (42.8°F) WB, Interconnecting piping length 7.5m, Level difference of zero

3. Due to our policy of innovation, some specifications may be changed without notification.

Accessories

Chassis	ARNU24GTBB4	ARNU28GTBB4	ARNU30GTBB4
Drain Pump		○	
Cassette Cover		PTDCA	
Refrigerant Leakage Detector		PRLDNVSO	
EEV Kit		-	
Independent Power Module		PRIP0	
Robot Cleaner		-	
Pre Filter (Washable)		○	
Ion Generator		-	
CO ₂ Sensor		-	
Ventilation Kit		-	
IR Receiver		-	
Zone Controller		-	
Dry Contact (with additional accessory)		PDRYCB000 (1 point contact), PDRYCB300 (8 points for thermostat compatible), PDRYCB320 (Universal input), PDRYCB400 (2 points input), PDRYCB500 (Modbus)	
External Input (1 Point)		○	
Wi-Fi		PWFMD200	
Human detection sensor		PTVSA00	
Floor Temperature Sensor		PT-AFGW0 :○	
Air Purification kit		PT-AFGW0 : PTAHMPO	
Elevation Grille		PT-AEGW0 :○	

DUAL VANE 4 Way CASSETTE (840 X 840)

ARNU36GTAB4 / ARNU42GTAB4
ARNU48GTAB4



INDOOR
UNITS

CEILING MOUNTED CASSETTE

Model	Unit	ARNU36GTAB4	ARNU42GTAB4	ARNU48GTAB4	
Cooling Capacity	kW	10.6	12.3	14.1	
	Btu/h*1	36,200	42,000	48,100	
	Btu/h*2	37,600	43,800	49,600	
Heating Capacity	kW	11.9	13.8	15.9	
Power Input (H / M / L)	Nominal	W	69 / 49 / 37	97 / 69 / 49	110 / 76 / 61
Dimensions (W x H x D)	Body	mm	840 x 288 x 840	840 x 288 x 840	840 x 288 x 840
	Shipping	mm	922 x 360 x 917	922 x 360 x 917	922 x 360 x 917
	Type		Full 3D Turbo Fan	Full 3D Turbo Fan	Full 3D Turbo Fan
Fan	Motor Output x Number	W x No.	135 x 1	135 x 1	135 x 1
	Air Flow Rate (H / M / L)	m ³ /min	29 / 26 / 22	33 / 29 / 26	34 / 30 / 28
	Motor Type		BLDC	BLDC	BLDC
Air Filter			Long Life	Long Life	Long Life
Pipe Connections	Liquid Side	mm (inch)	Ø9.52 (3/8)	Ø9.52 (3/8)	Ø9.52 (3/8)
	Gas Side	mm (inch)	Ø15.88 (5/8)	Ø15.88 (5/8)	Ø15.88 (5/8)
	Drain Pipe (Internal Dia.)	mm (inch)	Ø25 (1)	Ø25 (1)	Ø25 (1)
Weight	Body	kg	26	26	26
Sound Pressure Level (H / M / L)		dB(A)	43 / 40 / 37	47 / 43 / 40	48 / 44 / 42
Sound Power Level (H / M / L)		dB(A)	54 / 51 / 47	56 / 53 / 49	58 / 54 / 53
Power Supply		Ø, V, Hz	1, 220-240, 50	1, 220-240, 50	1, 220-240, 50
Communication Cable		mm ² x No.	1.0 ~ 1.5 x 2C	1.0 ~ 1.5 x 2C	1.0 ~ 1.5 x 2C
Decoration Panel (Accessory)	Model Name		PT-AAGW0 PT-AFGW0 PT-AEGW0	PT-AAGW0 PT-AFGW0 PT-AEGW0	PT-AAGW0 PT-AFGW0 PT-AEGW0
	Exterior Color		White	White	White
	RAL Code		RAL 9003	RAL 9003	RAL 9003
	Net Dimensions (W x H x D)	mm	950 x 35 x 950	950 x 35 x 950	950 x 35 x 950
	Net Weight	kg	7.1 / 7.5 / 8.5	7.1 / 7.5 / 8.5	7.1 / 7.5 / 8.5

Note : 1. Performance tested under EN14511

2. Capacities are based on the following conditions

*1 Cooling : Indoor temp. 27°C (80.6°F) DB / 19°C (66.2°F) WB, Outdoor temp. 35°C (95°F) DB / 24°C (75.2°F) WB, Interconnecting piping length 7.5m, Level difference of zero

*2 Cooling : Indoor temp. 27°C (80.6°F) DB / 19.5°C (66.2°F) WB, Outdoor temp. 35°C (95°F) DB / 24°C (75.2°F) WB, Interconnecting piping length 7.5m, Level difference of zero

- Heating : Indoor temp. 20°C (68°F) DB / 15°C (59°F) WB, Outdoor temp. 7°C (44.6°F) DB / 6°C (42.8°F) WB, Interconnecting piping length 7.5m, Level difference of zero

3. Due to our policy of innovation, some specifications may be changed without notification.

Accessories

Chassis	ARNU36GTAB4	ARNU42GTAB4	ARNU48GTAB4
Drain Pump		○	
Cassette Cover		PTDCA	
Refrigerant Leakage Detector		PRLDNVS0	
EEV Kit		-	
Independent Power Module		PRIP0	
Robot Cleaner		-	
Pre Filter (Washable)		○	
Ion Generator		-	
CO ₂ Sensor		-	
Ventilation Kit		-	
IR Receiver		-	
Zone Controller		-	
Dry Contact (with additional accessory)		PDRYCB000 (1 point contact), PDRYCB300 (8 points for thermostat compatible), PDRYCB320 (Universal input), PDRYCB400 (2 points input), PDRYCB500 (Modbus)	
External Input (1 Point)		○	
Wi-Fi		PWFMD200	
Human detection sensor		PTVSA00	
Floor Temperature Sensor		PT-AFGW0 : ○	
Air Purification kit		PT-AFGW0 : PTAHMP0	
Elevation Grille		PT-AEGW0 : ○	

DUAL VANE 4 Way CASSETTE (840 X 840) HIGH SENSIBLE

ARNU07GTAA4 / ARNU09GTAA4
 ARNU12GTAA4 / ARNU15GTAA4
 ARNU18GTAA4



Model	Unit	ARNU07GTAA4	ARNU09GTAA4	ARNU12GTAA4	ARNU15GTAA4	ARNU18GTAA4	
Cooling Capacity	kW	2.2	2.8	3.6	4.5	5.6	
	Btu/h*1	7,500	9,600	12,300	15,400	19,100	
	Btu/h*2	7,900	9,950	12,700	16,100	19,900	
Heating Capacity	kW	2.5	3.2	4.0	5.0	6.3	
Power Input (H / M / L)	Nominal	W	23 / 16 / 11	25 / 18 / 11	26 / 19 / 13	29 / 20 / 15	31 / 23 / 16
Dimensions (W x H x D)	Body	mm	840 x 288 x 840	840 x 288 x 840	840 x 288 x 840	840 x 288 x 840	840 x 288 x 840
	Shipping	mm	922 x 360 x 917	922 x 360 x 917	922 x 360 x 917	922 x 360 x 917	922 x 360 x 917
Fan	Type		Full 3D Turbo Fan	Full 3D Turbo Fan	Full 3D Turbo Fan	Full 3D Turbo Fan	Full 3D Turbo Fan
	Motor Output x Number	W x No.	166 x 1	166 x 1	166 x 1	166 x 1	166 x 1
	Running Current	A	0.23	0.25	0.25	0.27	0.28
	Air Flow Rate (H / M / L)	m³/min	19 / 16 / 13	19 / 16 / 13	20 / 17 / 15	20 / 17 / 15	21 / 19 / 16
	Motor Type		BLDC	BLDC	BLDC	BLDC	BLDC
Air Filter		Long Life	Long Life	Long Life	Long Life	Long Life	
Pipe Connections	Liquid Side	mm (inch)	Ø9.52 (3/8)	Ø9.52 (3/8)	Ø9.52 (3/8)	Ø9.52 (3/8)	Ø9.52 (3/8)
	Gas Side	mm (inch)	Ø15.88 (5/8)	Ø15.88 (5/8)	Ø15.88 (5/8)	Ø15.88 (5/8)	Ø15.88 (5/8)
	Drain Pipe (Internal Dia.)	mm (inch)	Ø25 (1)	Ø25 (1)	Ø25 (1)	Ø25 (1)	Ø25 (1)
Weight	Body	kg	27	27	27	27	27
Sound Pressure Level (H / M / L)		dB(A)	32 / 30 / 26	33 / 30 / 26	34 / 31 / 27	34 / 32 / 29	35 / 32 / 30
Sound Power Level (H / M / L)		dB(A)	41 / 38 / 34	42 / 39 / 34	42 / 40 / 36	43 / 40 / 37	44 / 41 / 38
Power Supply		Ø, V, Hz	1, 220-240, 50	1, 220-240, 50	1, 220-240, 50	1, 220-240, 50	1, 220-240, 50
Communication Cable		mm² x No.	1.25 x 2C	1.25 x 2C	1.25 x 2C	1.25 x 2C	1.25 x 2C
Decoration Panel (Accessory)	Model Name		PT-AAGW0 PT-AFGW0 PT-AEGW0	PT-AAGW0 PT-AFGW0 PT-AEGW0	PT-AAGW0 PT-AFGW0 PT-AEGW0	PT-AAGW0 PT-AFGW0 PT-AEGW0	PT-AAGW0 PT-AFGW0 PT-AEGW0
	Exterior Color		White	White	White	White	White
	RAL Code		RAL 9003	RAL 9003	RAL 9003	RAL 9003	RAL 9003
	Net Dimensions (W x H x D)	mm	950 x 35 x 950	950 x 35 x 950	950 x 35 x 950	950 x 35 x 950	950 x 35 x 950
	Net Weight	kg	7.1 / 7.5 / 8.5	7.1 / 7.5 / 8.5	7.1 / 7.5 / 8.5	7.1 / 7.5 / 8.5	7.1 / 7.5 / 8.5

Note : 1. Performance tested under EN14511
 2. Capacities are based on the following conditions
 *1 Cooling : Indoor temp. 27°C (80.6°F) DB / 19.5°C (66.2°F) WB, Outdoor temp. 35°C (95°F) DB / 24°C (75.2°F) WB, Interconnecting piping length 7.5m, Level difference of zero
 *2 Cooling : Indoor temp. 27°C (80.6°F) DB / 19.5°C (66.2°F) WB, Outdoor temp. 35°C (95°F) DB / 24°C (75.2°F) WB, Interconnecting piping length 7.5m, Level difference of zero
 - Heating : Indoor temp. 20°C (68°F) DB / 15°C (59°F) WB, Outdoor temp. 7°C (44.6°F) DB / 6°C (42.8°F) WB, Interconnecting piping length 7.5m, Level difference of zero
 3. Due to our policy of innovation, some specifications may be changed without notification.

Accessories

Chassis	ARNU07GTAA4	ARNU09GTAA4	ARNU12GTAA4	ARNU15GTAA4	ARNU18GTAA4
Drain Pump				○	
Cassette Cover				PTDCA	
Refrigerant Leakage Detector				PRLDNVSO	
EEV Kit				-	
Independent Power Module				PRIP0	
Robot Cleaner				-	
Pre Filter (Washable)				○	
Ion Generator				-	
CO ₂ Sensor				-	
Ventilation Kit				-	
IR Receiver				-	
Zone Controller				-	
Dry Contact (with additional accessory)				PDRYCB000 (1 point contact), PDRYCB300 (8 points for thermostat compatible), PDRYCB320 (Universal input), PDRYCB400 (2 points input), PDRYCB500 (Modbus)	
External Input (1 Point)				○	
Wi-Fi				PWFMD200	
Human detection sensor				PTVSA00	
Floor Temperature Sensor				PT-AFGW0 : ○	
Air Purification kit				PT-AFGW0 : PTAHMPO	
Elevation Grille				PT-AEGW0 : ○	

DUAL VANE 4 Way CASSETTE (840 X 840) HIGH SENSIBLE

ARNU24GTAA4 / ARNU28GTAA4
ARNU36GTAA4 / ARNU42GTAA4
ARNU48GTAA4



INDOOR
UNITS

CEILING MOUNTED CASSETTE

Model	Unit	ARNU24GTAA4	ARNU28GTAA4	ARNU36GTAA4	ARNU42GTAA4	ARNU48GTAA4	
Cooling Capacity	kW	7.1	8.2	10.6	12.3	14.1	
	Btu/h*1	24,200	28,000	36,200	42,000	48,100	
	Btu/h*2	24,950	29,000	37,600	43,800	49,600	
Heating Capacity	kW	8.0	9.2	11.9	13.8	15.9	
Power Input (H / M / L)	Nominal	W	40 / 31 / 25	46 / 35 / 26	65 / 43 / 31	86 / 65 / 43	100 / 67 / 53
Dimensions (W x H x D)	Body	mm	840 x 288 x 840	840 x 288 x 840	840 x 288 x 840	840 x 288 x 840	840 x 288 x 840
	Shipping	mm	922 x 360 x 917	922 x 360 x 917	922 x 360 x 917	922 x 360 x 917	922 x 360 x 917
Fan	Type		Full 3D Turbo Fan	Full 3D Turbo Fan	Full 3D Turbo Fan	Full 3D Turbo Fan	Full 3D Turbo Fan
	Motor Output x Number	W x No.	166 x 1	166 x 1	166 x 1	166 x 1	166 x 1
	Running Current	A	0.38	0.46	0.60	0.80	0.88
	Air Flow Rate (H / M / L)	m ³ /min	23 / 21 / 19	24 / 22 / 20	28 / 24 / 21	31 / 28 / 24	33 / 28 / 26
	Motor Type		BLDC	BLDC	BLDC	BLDC	BLDC
Air Filter			Long Life	Long Life	Long Life	Long Life	Long Life
Pipe Connections	Liquid Side	mm (inch)	Ø9.52 (3/8)	Ø9.52 (3/8)	Ø9.52 (3/8)	Ø9.52 (3/8)	Ø9.52 (3/8)
	Gas Side	mm (inch)	Ø15.88 (5/8)	Ø15.88 (5/8)	Ø15.88 (5/8)	Ø15.88 (5/8)	Ø15.88 (5/8)
	Drain Pipe (Internal Dia.)	mm (inch)	Ø25 (1)	Ø25 (1)	Ø25 (1)	Ø25 (1)	Ø25 (1)
Weight	Body	kg	27	27	27	27	27
Sound Pressure Level (H / M / L)		dB(A)	39 / 36 / 33	40 / 37 / 34	42 / 39 / 35	46 / 42 / 39	47 / 43 / 41
Sound Power Level (H / M / L)		dB(A)	47 / 45 / 42	48 / 46 / 42	51 / 48 / 44	54 / 51 / 48	56 / 52 / 50
Power Supply		Ø, V, Hz	1, 220-240, 50	1, 220-240, 50	1, 220-240, 50	1, 220-240, 50	1, 220-240, 50
Communication Cable		mm ² x No.	1.25 x 2C	1.25 x 2C	1.25 x 2C	1.25 x 2C	1.25 x 2C
Decoration Panel (Accessory)	Model Name		PT-AAGW0 PT-AFGW0 PT-AEGW0	PT-AAGW0 PT-AFGW0 PT-AEGW0	PT-AAGW0 PT-AFGW0 PT-AEGW0	PT-AAGW0 PT-AFGW0 PT-AEGW0	PT-AAGW0 PT-AFGW0 PT-AEGW0
	Exterior Color		White	White	White	White	White
	RAL Code		RAL 9003	RAL 9003	RAL 9003	RAL 9003	RAL 9003
	Net Dimensions (W x H x D)	mm	950 x 35 x 950	950 x 35 x 950	950 x 35 x 950	950 x 35 x 950	950 x 35 x 950
	Net Weight	kg	7.1 / 7.5 / 8.5	7.1 / 7.5 / 8.5	7.1 / 7.5 / 8.5	7.1 / 7.5 / 8.5	7.1 / 7.5 / 8.5

Note : 1. Performance tested under EN14511

2. Capacities are based on the following conditions

*1 Cooling : Indoor temp. 27°C (80.6°F) DB / 19°C (66.2°F) WB, Outdoor temp. 35°C (95°F) DB / 24°C (75.2°F) WB, Interconnecting piping length 7.5m, Level difference of zero

*2 Cooling : Indoor temp. 27°C (80.6°F) DB / 19.5°C (66.2°F) WB, Outdoor temp. 35°C (95°F) DB / 24°C (75.2°F) WB, Interconnecting piping length 7.5m, Level difference of zero

- Heating : Indoor temp. 20°C (68°F) DB / 15°C (59°F) WB, Outdoor temp. 7°C (44.6°F) DB / 6°C (42.8°F) WB, Interconnecting piping length 7.5m, Level difference of zero

3. Due to our policy of innovation, some specifications may be changed without notification.

Accessories

Chassis	ARNU24GTAA4	ARNU28GTAA4	ARNU36GTAA4	ARNU42GTAA4	ARNU48GTAA4
Drain Pump				○	
Cassette Cover				PTDCA	
Refrigerant Leakage Detector				PRLDNVS0	
EEV Kit				-	
Independent Power Module				PRIP0	
Robot Cleaner				-	
Pre Filter (Washable)				○	
Ion Generator				-	
CO ₂ Sensor				-	
Ventilation Kit				-	
IR Receiver				-	
Zone Controller				-	
Dry Contact (with additional accessory)				PDRYCB000 (1 point contact), PDRYCB300 (8 points for thermostat compatible), PDRYCB320 (Universal input), PDRYCB400 (2 points input), PDRYCB500 (Modbus)	
External Input (1 Point)				○	
Wi-Fi				PWFMDD200	
Human detection sensor				PTVSA00	
Floor Temperature Sensor				PT-AFGW0 : ○	
Air Purification kit				PT-AFGW0 : PTAHMP0	
Elevation Grille				PT-AEGW0 : ○	

4 Way CASSETTE (570 X 570)

ARNU05GTRB4 / ARNU07GTRB4
ARNU09GTRB4 / ARNU12GTRB4



Model	Unit	ARNU05GTRB4	ARNU07GTRB4	ARNU09GTRB4	ARNU12GTRB4	
Cooling Capacity	kW	1.6	2.2	2.8	3.6	
	Btu/h*1	5,500	7,500	9,600	12,300	
	Btu/h*2	5,700	7,900	9,950	12,700	
Heating Capacity	kW	1.8	2.5	3.2	4.0	
Power Input (H / M / L)	Nominal	W	13 / 12 / 11	13 / 12 / 11	14 / 13 / 12	17 / 15 / 13
Dimensions (W x H x D)	Body	mm	570 x 214 x 570	570 x 214 x 570	570 x 214 x 570	570 x 214 x 570
	Shipping	mm	667 x 285 x 646	667 x 285 x 646	667 x 285 x 646	667 x 285 x 646
	Type		Turbo Fan	Turbo Fan	Turbo Fan	Turbo Fan
Fan	Motor Output x Number	W x No.	43 x 1	43 x 1	43 x 1	43 x 1
	Air Flow Rate (H / M / L)	m³/min	7.5 / 7.0 / 6.6	7.5 / 7.0 / 6.6	8.0 / 7.5 / 7.1	8.7 / 8.0 / 7.0
	Motor Type		BLDC	BLDC	BLDC	BLDC
Air Filter			Pre Filter	Pre Filter	Pre Filter	Pre Filter
Pipe Connections	Liquid Side	mm (inch)	Ø6.35 (1/4)	Ø6.35 (1/4)	Ø6.35 (1/4)	Ø6.35 (1/4)
	Gas Side	mm (inch)	Ø12.7 (1/2)	Ø12.7 (1/2)	Ø12.7 (1/2)	Ø12.7 (1/2)
	Drain Pipe (Internal Dia.)	mm (inch)	Ø25 (1)	Ø25 (1)	Ø25 (1)	Ø25 (1)
Weight	Body	kg	12.6	12.6	13.7	13.7
Sound Pressure Levels (H / M / L)		dB(A)	29 / 27 / 26	29 / 27 / 26	30 / 29 / 27	32 / 30 / 27
Sound Power Levels (H / M / L)		dB(A)	45 / 43 / 42	45 / 43 / 42	46 / 43 / 42	48 / 46 / 43
Power Supply		Ø, V, Hz	1, 220-240, 50	1, 220-240, 50	1, 220-240, 50	1, 220-240, 50
Communication Cable		mm² x No.	1.0 ~ 1.5 x 2C	1.0 ~ 1.5 x 2C	1.0 ~ 1.5 x 2C	1.0 ~ 1.5 x 2C
Decoration Panel (Accessory)	Model Name		PT-QCHW0	PT-QCHW0	PT-QCHW0	PT-QCHW0
	Exterior Color		Morning Fog	Morning Fog	Morning Fog	Morning Fog
	Model Name		PT-QAGW0	PT-QAGW0	PT-QAGW0	PT-QAGW0
	Exterior Color		White	White	White	White
	Net Dimensions (W x H x D)	mm	620 x 20 x 620	620 x 20 x 620	620 x 20 x 620	620 x 20 x 620
	Net Weight	kg	3.0	3.0	3.0	3.0

Note : 1. Performance tested under EN14511

2. Capacities are based on the following conditions

*1 Cooling : Indoor temp. 27°C (80.6°F) DB / 19°C (66.2°F) WB, Outdoor temp. 35°C (95°F) DB / 24°C (75.2°F) WB, Interconnecting piping length 7.5m, Level difference of zero

*2 Cooling : Indoor temp. 27°C (80.6°F) DB / 19.5°C (66.2°F) WB, Outdoor temp. 35°C (95°F) DB / 24°C (75.2°F) WB, Interconnecting piping length 7.5m, Level difference of zero

- Heating : Indoor temp. 20°C (68°F) DB / 15°C (59°F) WB, Outdoor temp. 7°C (44.6°F) DB / 6°C (42.8°F) WB, Interconnecting piping length 7.5m, Level difference of zero

3. Due to our policy of innovation, some specifications may be changed without notification.

Accessories

Chassis	ARNU05GTRB4	ARNU07GTRB4	ARNU09GTRB4	ARNU12GTRB4
Drain Pump			○	
Cassette Cover			PTDCQ	
Refrigerant Leakage Detector			PRLDNVSO	
EEV Kit			PRGK024A0 (-4.5kW)	
Independent Power Module			PRIPO	
Robot Cleaner			-	
Pre Filter (Washable)			○	
Ion Generator			-	
CO ₂ Sensor			-	
Ventilation Kit			PTVK430	
IR Receiver			-	
Zone Controller			-	
Dry Contact (with additional accessory)			PDRYCB000 (1 point contact), PDRYCB300 (8 points for thermostat compatible), PDRYCB320 (Universal input), PDRYCB400 (2 points input), PDRYCB500 (Modbus)	
External Input (1 point)			○	
Wi-Fi			PWFMD200	

※ ○ : Applied, - : Not applied

Option : Refer to model name in table

4 Way CASSETTE (570 X 570)

ARNU15GTQB4 / ARNU18GTQB4
ARNU21GTQB4



INDOOR
UNITS

CEILING MOUNTED CASSETTE

Model	Unit	ARNU15GTQB4	ARNU18GTQB4	ARNU21GTQB4
Cooling Capacity	kW	4.5	5.6	6.0
	Btu/h*1	15,400	19,100	20,500
	Btu/h*2	16,100	19,900	21,500
Heating Capacity	kW	5.0	6.3	6.8
Power Input (H / M / L)	Nominal	W	24 / 21 / 18	28 / 23 / 20
Dimensions (W x H x D)	Body	mm	570 x 256 x 570	570 x 256 x 570
	Shipping	mm	667 x 327 x 646	667 x 327 x 646
	Type		Turbo Fan	Turbo Fan
Fan	Motor Output x Number	W x No.	43 x 1	43 x 1
	Air Flow Rate (H / M / L)	m ³ /min	11.0 / 10.0 / 9.3	12.0 / 11.1 / 9.4
	Motor Type		BLDC	BLDC
Air Filter			Pre Filter	Pre Filter
Pipe Connections	Liquid Side	mm (inch)	Ø6.35 (1/4)	Ø9.52 (3/8)
	Gas Side	mm (inch)	Ø12.7 (1/2)	Ø15.88 (5/8)
	Drain Pipe (Internal Dia.)	mm (inch)	Ø25 (1)	Ø25 (1)
Weight	Body	kg	15.0	15.0
Sound Pressure Levels (H / M / L)		dB(A)	36 / 34 / 32	40 / 38 / 34
Sound Power Levels (H / M / L)		dB(A)	50 / 48 / 46	53 / 51 / 46
Power Supply		Ø, V, Hz	1, 220-240, 50	1, 220-240, 50
Communication Cable		mm ² x No.	1.0 ~ 1.5 x 2C	1.0 ~ 1.5 x 2C
Decoration Panel (Accessory)	Model Name		PT-QCHW0	PT-QCHW0
	Exterior Color		Morning Fog	Morning Fog
	Model Name		PT-QAGW0	PT-QAGW0
	Exterior Color		White	White
	Net Dimensions (W x H x D)	mm	620 x 20 x 620	620 x 20 x 620
	Net Weight	kg	3.0	3.0

Note : 1. Performance tested under EN14511

2. Capacities are based on the following conditions

*1 Cooling : Indoor temp. 27°C (80.6°F) DB / 19°C (66.2°F) WB, Outdoor temp. 35°C (95°F) DB / 24°C (75.2°F) WB, Interconnecting piping length 7.5m, Level difference of zero

*2 Cooling : Indoor temp. 27°C (80.6°F) DB / 19.5°C (66.2°F) WB, Outdoor temp. 35°C (95°F) DB / 24°C (75.2°F) WB, Interconnecting piping length 7.5m, Level difference of zero

- Heating : Indoor temp. 20°C (68°F) DB / 15°C (59°F) WB, Outdoor temp. 7°C (44.6°F) DB / 6°C (42.8°F) WB, Interconnecting piping length 7.5m, Level difference of zero

3. Due to our policy of innovation, some specifications may be changed without notification.


Accessories

Chassis	ARNU15GTQB4	ARNU18GTQB4	ARNU21GTQB4
Drain Pump		○	
Cassette Cover		PTDCQ	
Refrigerant Leakage Detector		PRLDNVS0	
EEV Kit		PRGK024A0 (~4.5kW)	
Independent Power Module		PRIP0	
Robot Cleaner		-	
Pre Filter (Washable)		○	
Ion Generator		-	
CO ₂ Sensor		-	
Ventilation Kit		PTVK430	
IR Receiver		-	
Zone Controller		-	
Dry Contact (with additional accessory)		PDRYCB000 (1 point contact), PDRYCB300 (8 points for thermostat compatible), PDRYCB320 (Universal input), PDRYCB400 (2 points input), PDRYCB500 (Modbus)	
External Input (1 point)		○	
Wi-Fi		PWFMD200	

※ ○ : Applied, - : Not applied

Option : Refer to model name in table

4 Way CASSETTE (840 X 840)



Model	Unit	ARNU54GTMA4	
Cooling Capacity	kW	15.8	
	Btu/h*1	54,000	
	Btu/h*2	55,300	
Heating Capacity	kW	18.0	
Power Input (H / M / L)	Nominal	W	98 / 92 / 78
Dimensions (W x H x D)	Body	mm	840 x 288 x 840
	Shipping	mm	950 x 35 x 950
	Type		Turbo Fan
Fan	Motor Output x Number	W x No.	135 x 1
	Air Flow Rate (H / M / L)	m³/min	34 / 32 / 27
	Motor Type		BLDC
Air Filter			Pre Filter
Pipe Connections	Liquid Side	mm (inch)	Ø9.52 (3/8)
	Gas Side	mm (inch)	Ø15.88 (5/8)
	Drain Pipe (Internal Dia.)	mm (inch)	25 (1)
Weight	Body	kg	26.5 (58.4)
Sound Pressure Levels (H / M / L)		dB(A)	50 / 48 / 44
Sound Power Levels (H / M / L)		dB(A)	60 / 58 / 55
Power Supply		Ø, V, Hz	1, 220-240, 50
Communication Cable		mm² x No.	1.0 - 1.5 x 2C
Decoration Panel (Accessory)	Model Name		PT-MCGW0 PT-MPGW0
	Exterior Color		Morning Fog
	RAL Code		RAL 9001
	Net Dimensions (W x H x D)	mm	950 x 25 x 950 950 x 35 x 950
	Net Weight	kg	5.0 / 6.3

Note : 1. Performance tested under EN14511

2. Capacities are based on the following conditions

*1 Cooling : Indoor temp. 27°C (80.6°F) DB / 19°C (66.2°F) WB, Outdoor temp. 35°C (95°F) DB / 24°C (75.2°F) WB, Interconnecting piping length 7.5m, Level difference of zero

*2 Cooling : Indoor temp. 27°C (80.6°F) DB / 19.5°C (66.2°F) WB, Outdoor temp. 35°C (95°F) DB / 24°C (75.2°F) WB, Interconnecting piping length 7.5m, Level difference of zero

- Heating : Indoor temp. 20°C (68°F) DB / 15°C (59°F) WB, Outdoor temp. 7°C (44.6°F) DB / 6°C (42.8°F) WB, Interconnecting piping length 7.5m, Level difference of zero

3. Due to our policy of innovation, some specifications may be changed without notification.

Accessories

Chassis	ARNU54GTMA4
Drain Pump	○
Cassette Cover	PTDCM
Refrigerant Leakage Detector	PRLDNVSO
EEV Kit	-
Independent Power Module	PRIP0
Robot Cleaner	-
Pre Filter (Washable)	○
Ion Generator	-
CO ₂ Sensor	-
Ventilation Kit	PTVK430
IR Receiver	-
Zone Controller	-
Dry Contact (with additional accessory)	PDRYCB000 (1 point contact), PDRYCB300 (8 points for thermostat compatible), PDRYCB320 (Universal input), PDRYCB400 (2 points input), PDRYCB500 (Modbus)
External Input (1 point)	○
Wi-Fi	PWFMD200

※ ○ : Applied, - : Not applied

Option : Refer to model name in table

1 Way CASSETTE

ARNU07GTUB4 / ARNU09GTUB4
ARNU12GTUB4



Model	Unit	ARNU07GTUB4	ARNU09GTUB4	ARNU12GTUB4
Cooling Capacity	kW	2.2	2.8	3.6
	Btu/h*1	7,500	9,600	12,300
	Btu/h*2	7,900	9,950	12,700
Heating Capacity	kW	2.5	3.2	4.0
Power Input (H / M / L)	Nominal	W	20 / 18 / 16	24 / 22 / 20
Dimensions (W x H x D)	Body	mm	860 x 132 x 450	860 x 132 x 450
	Shipping	mm	1,129 x 259 x 538	1,129 x 259 x 538
	Type		Cross Flow Fan	Cross Flow Fan
Fan	Motor Output x Number	W x No.	30 x 1	30 x 1
	Air Flow Rate (H / M / L)	m ³ /min	8.2 / 7.3 / 6.4	9.2 / 8.6 / 8.2
	Motor Type		BLDC	BLDC
Air Filter			Pre Filter	Pre Filter
Pipe Connections	Liquid Side	mm (inch)	Ø6.35 (1/4)	Ø6.35 (1/4)
	Gas Side	mm (inch)	Ø12.7 (1/2)	Ø12.7 (1/2)
	Drain Pipe (Internal Dia.)	mm (inch)	Ø25 (1)	Ø25 (1)
Weight	Body	kg	12.2	12.2
Sound Pressure Levels (H / M / L)		dB(A)	32 / 29 / 25	35 / 34 / 32
Sound Power Levels (H / M / L)		dB(A)	47 / 44 / 41	50 / 48 / 47
Power Supply		Ø, V, Hz	1, 220-240, 50	1, 220-240, 50
Communication Cable		mm ² x No.	1.0 ~ 1.5 x 2C	1.0 ~ 1.5 x 2C
Decoration Panel (Accessory)	Model Name		PT-UAHW0, PT-UPHG0	PT-UAHW0, PT-UPHG0
	Exterior Color		Noble White	Noble White
	Model Name		PT-UAHG0	PT-UAHG0
	Exterior Color		Glossy	Glossy
	Net Dimensions (W x H x D)	mm	1,100 x 34 x 500	1,100 x 34 x 500
	Net Weight	kg	3.3 / 4.1	3.3 / 4.1

Note : 1. Performance tested under EN14511

2. Capacities are based on the following conditions

*1 Cooling : Indoor temp. 27°C (80.6°F) DB / 19°C (66.2°F) WB, Outdoor temp. 35°C (95°F) DB / 24°C (75.2°F) WB, Interconnecting piping length 7.5m, Level difference of zero

*2 Cooling : Indoor temp. 27°C (80.6°F) DB / 19.5°C (66.2°F) WB, Outdoor temp. 35°C (95°F) DB / 24°C (75.2°F) WB, Interconnecting piping length 7.5m, Level difference of zero

- Heating : Indoor temp. 20°C (68°F) DB / 15°C (59°F) WB, Outdoor temp. 7°C (44.6°F) DB / 6°C (42.8°F) WB, Interconnecting piping length 7.5m, Level difference of zero

3. Due to our policy of innovation, some specifications may be changed without notification.

Accessories

Chassis	ARNU07GTUB4	ARNU09GTUB4	ARNU12GTUB4
Drain Pump		○	
Cassette Cover		-	
Refrigerant Leakage Detector		PRLDNVSO	
EEV Kit		PRGK024A0	
Independent Power Module		PRIPO	
Robot Cleaner		-	
Pre Filter (Washable)		○	
Ion Generator		-	
CO ₂ Sensor		-	
Ventilation Kit		-	
IR Receiver		-	
Zone Controller		-	
Dry Contact (with additional accessory)		PDRYCB000 (1 point contact), PDRYCB300 (8 points for thermostat compatible), PDRYCB320 (Universal input), PDRYCB400 (2 points input), PDRYCB500 (Modbus)	
External Input (1 point)		○	
Wi-Fi		PWFMD200	

※ ○ : Applied, - : Not applied

Option : Refer to model name in table

1 Way CASSETTE

ARNU18GTTB4 / ARNU24GTTB4



INDOOR
UNITS

CEILING MOUNTED CASSETTE

Model	Unit	ARNU18GTTB4	ARNU24GTTB4
Cooling Capacity	kW	5.6	7.1
	Btu/h*1	19,100	24,200
	Btu/h*2	19,900	24,950
Heating Capacity	kW	6.3	7.1
Power Input (H / M / L)	Nominal	W	38 / 28 / 24
			51 / 33 / 26
Dimensions (W x H x D)	Body	mm	1,180 x 132 x 450
	Shipping	mm	1,499 x 259 x 538
Fan	Type		Cross Flow Fan
	Motor Output x Number	W x No.	30 x 1
	Air Flow Rate (H / M / L)	m ³ /min	13.3 / 12.1 / 10.9
	Motor Type		BLDC
Air Filter			Pre Filter
Pipe Connections	Liquid Side	mm (inch)	Ø6.35 (1/4)
	Gas Side	mm (inch)	Ø12.7 (1/2)
	Drain Pipe (Internal Dia.)	mm (inch)	Ø25 (1)
Weight	Body	kg	15.3
Sound Pressure Levels (H / M / L)		dB(A)	40 / 37 / 35
Sound Power Levels (H / M / L)		dB(A)	56 / 51 / 48
Power Supply		Ø, V, Hz	1, 220-240, 50
Communication Cable		mm ² x No.	1.0 - 1.5 x 2C
Decoration Panel (Accessory)	Model Name		PT-TAHW0, PT-TPHG0
	Exterior Color		Noble White
	Model Name		PT-TAHG0
	Exterior Color		Glossy
	Net Dimensions (W x H x D)	mm	1,420 x 34 x 500
	Net Weight	kg	5.5 / 6.5

Note : 1. Performance tested under EN14511

2. Capacities are based on the following conditions

*1 Cooling : Indoor temp. 27°C (80.6°F) DB / 19°C (66.2°F) WB, Outdoor temp. 35°C (95°F) DB / 24°C (75.2°F) WB, Interconnecting piping length 7.5m, Level difference of zero

*2 Cooling : Indoor temp. 27°C (80.6°F) DB / 19.5°C (66.2°F) WB, Outdoor temp. 35°C (95°F) DB / 24°C (75.2°F) WB, Interconnecting piping length 7.5m, Level difference of zero

- Heating : Indoor temp. 20°C (68°F) DB / 15°C (59°F) WB, Outdoor temp. 7°C (44.6°F) DB / 6°C (42.8°F) WB, Interconnecting piping length 7.5m, Level difference of zero

3. Due to our policy of innovation, some specifications may be changed without notification.

Accessories

Chassis	ARNU18GTTB4	ARNU24GTTB4
Drain Pump		○
Cassette Cover		-
Refrigerant Leakage Detector		PRLDNV50
EEV Kit		-
Independent Power Module		PRIPO
Robot Cleaner		-
Pre Filter (Washable)		○
Ion Generator		-
CO ₂ Sensor		-
Ventilation Kit		-
IR Receiver		-
Zone Controller		-
Dry Contact (with additional accessory)		PDRYCB000 (1 point contact), PDRYCB300 (8 points for thermostat compatible), PDRYCB320 (Universal input), PDRYCB400 (2 points input), PDRYCB500 (Modbus)
External Input (1 point)		○
Wi-Fi		PWFMD200

※ ○ : Applied, - : Not applied

Option : Refer to model name in table

2 Way CASSETTE

ARNU09G TSA4 / ARNU12G TSA4



Model	Unit	ARNU09G TSA4	ARNU12G TSA4
Cooling Capacity	kW	2.8	3.6
	Btu/h*1	9,600	12,300
	Btu/h*2	9,950	12,700
Heating Capacity	kW	3.2	4.0
Power Input (H / M / L)	Nominal	16 / 14 / 11	18 / 14 / 11
Dimensions (W x H x D)	Body	830 x 225 x 600	830 x 225 x 600
	Shipping	1,055 x 290 x 682	1,055 x 290 x 682
	Type	Turbo Fan	Turbo Fan
Fan	Motor Output x Number	W x No.	37 x 1
	Air Flow Rate (H / M / L)	m ³ /min	10.8 / 9.8 / 9.1
	Motor Type		BLDC
Air Filter		Pre Filter	Pre Filter
Pipe Connections	Liquid Side	mm (inch)	Ø6.35 (1/4)
	Gas Side	mm (inch)	Ø12.7 (1/2)
	Drain Pipe (Internal Dia.)	mm (inch)	25 (1)
Weight	Body	kg	18.1
Sound Pressure Levels (H / M / L)		dB(A)	33 / 31 / 29
Sound Power Levels (H / M / L)		dB(A)	42 / 40 / 38
Power Supply		Ø, V, Hz	1, 220-230-240, 50/60
Communication Cable		mm ² x No.	1.0 ~ 1.5 x 2C
Decoration Panel (Accessory)	Model Name		PT-USC
	Exterior Color		Morning Fog
	RAL Code		RAL 9001
	Net Dimensions (W x H x D)	mm	1,100 x 28 x 690
	Net Weight	kg	4.65

Note : 1. Performance tested under EN14511

2. Capacities are based on the following conditions

*1 Cooling : Indoor temp. 27°C (80.6°F) DB / 19°C (66.2°F) WB, Outdoor temp. 35°C (95°F) DB / 24°C (75.2°F) WB, Interconnecting piping length 7.5m, Level difference of zero

*2 Cooling : Indoor temp. 27°C (80.6°F) DB / 19.5°C (66.2°F) WB, Outdoor temp. 35°C (95°F) DB / 24°C (75.2°F) WB, Interconnecting piping length 7.5m, Level difference of zero

- Heating : Indoor temp. 20°C (68°F) DB / 15°C (59°F) WB, Outdoor temp. 7°C (44.6°F) DB / 6°C (42.8°F) WB, Interconnecting piping length 7.5m, Level difference of zero

3. Due to our policy of innovation, some specifications may be changed without notification.

Accessories

Chassis	ARNU09G TSA4	ARNU12G TSA4
Drain Pump		○
Cassette Cover		-
Refrigerant Leakage Detector		PRLDNVSO
EEV Kit		PRGK024A0 (-5.6kW)
Independent Power Module		PRIP0
Robot Cleaner		-
Pre Filter (Washable)		○
Ion Generator		-
CO ₂ Sensor		-
Ventilation Kit		-
IR Receiver		-
Zone Controller		-
Dry Contact (with additional accessory)		PDRYCB000 (1 point contact), PDRYCB300 (8 points for thermostat compatible), PDRYCB320 (Universal input), PDRYCB400 (2 points input), PDRYCB500 (Modbus)
External Input (1 point)		○
Wi-Fi		PWFMD200

※ ○ : Applied, - : Not applied

Option : Refer to model name in table

2 Way CASSETTE

ARNU18GTSA4 / ARNU24GTSA4



INDOOR
UNITS

CEILING MOUNTED CASSETTE

Model	Unit	ARNU18GTSA4	ARNU24GTSA4
Cooling Capacity	kW	5.6	7.1
	Btu/h*1	19,100	24,200
	Btu/h*2	19,900	24,950
Heating Capacity	kW	6.3	8.0
Power Input (H / M / L)	Nominal	W	19 / 16 / 14
			31 / 22 / 14
Dimensions (W x H x D)	Body	mm	830 x 225 x 600
	Shipping	mm	1,055 x 290 x 682
	Type		Turbo Fan
Fan	Motor Output x Number	W x No.	37 x 1
	Air Flow Rate (H / M / L)	m ³ /min	11.8 / 10.8 / 9.8
	Motor Type		BLDC
Air Filter			Pre Filter
Pipe Connections	Liquid Side	mm (inch)	Ø6.35 (1/4)
	Gas Side	mm (inch)	Ø12.7 (1/2)
	Drain Pipe (Internal Dia.)	mm (inch)	25 (1)
Weight	Body	kg	18.1
Sound Pressure Levels (H / M / L)		dB(A)	35 / 33 / 31
Sound Power Levels (H / M / L)		dB(A)	44 / 42 / 40
Power Supply		Ø, V, Hz	1, 220-230-240, 50/60
Communication Cable		mm ² x No.	1.0 - 1.5 x 2C
Decoration Panel (Accessory)	Model Name		PT-USC
	Exterior Color		Morning Fog
	RAL Code		RAL 9001
	Net Dimensions (W x H x D)	mm	1,100 x 28 x 690
	Net Weight	kg	4.65

Note : 1. Performance tested under EN14511

2. Capacities are based on the following conditions

*1 Cooling : Indoor temp. 27°C (80.6°F) DB / 19°C (66.2°F) WB, Outdoor temp. 35°C (95°F) DB / 24°C (75.2°F) WB, Interconnecting piping length 7.5m, Level difference of zero

*2 Cooling : Indoor temp. 27°C (80.6°F) DB / 19.5°C (66.2°F) WB, Outdoor temp. 35°C (95°F) DB / 24°C (75.2°F) WB, Interconnecting piping length 7.5m, Level difference of zero

- Heating : Indoor temp. 20°C (68°F) DB / 15°C (59°F) WB, Outdoor temp. 7°C (44.6°F) DB / 6°C (42.8°F) WB, Interconnecting piping length 7.5m, Level difference of zero

3. Due to our policy of innovation, some specifications may be changed without notification.

Accessories

Chassis	ARNU18GTSA4	ARNU24GTSA4
Drain Pump		○
Cassette Cover		-
Refrigerant Leakage Detector		PRLDNV50
EEV Kit		PRGK024A0 (-5.6kW)
Independent Power Module		PRIP0
Robot Cleaner		-
Pre Filter (Washable)		○
Ion Generator		-
CO ₂ Sensor		-
Ventilation Kit		-
IR Receiver		-
Zone Controller		-
Dry Contact (with additional accessory)		PDRYCB000 (1 point contact), PDRYCB300 (8 points for thermostat compatible), PDRYCB320 (Universal input), PDRYCB400 (2 points input), PDRYCB500 (Modbus)
External Input (1 point)		○
Wi-Fi		PWFMD200

※ ○ : Applied, - : Not applied

Option : Refer to model name in table

CEILING MOUNTED ROUND CASSETTE



Features & Benefits

- Luxury round design can make a luxurious space with a round design considering side view.
- Perfect round air flow without blind spots.

Key Applications

- Retail
- Restaurant
- Office
- Hotel

	Cassette	Round
Smart	Wi-Fi	○
Energy Efficiency	Human Detect Sensor	-
	Drain Pump	○
	Sleep Mode	○
Comfort	Timer (On / Off)	○
	Timer (Weekly)	○
	Two Thermistor Control	○
	Group Control	○

NEW DESIGN

Slim and Compact design

Reduce the height of the body by 15% save space and maximize the openness of the interior space.

Other Brand	LG Round Cassette
	15% less body height makes room more higher

※ Product : 48 kBtu

Minimal exposure design

Pipes are brought together in one place to minimize exposure. Hanger covers hide installations to add a clean look.

Other Brand	LG Round Cassette
① Drain Pipe ② Refrigerant Pipe ③ Exposed Hanger	① Piping in One Direction Only ② Hanger Cover

Perfect round air flow

Perfect round flow without blind spots.

Other Brand	LG Round Cassette
3 Way airflow with blind spot.	Perfect circular airflow without blind spots.

Visible air flow

With crystal vein for 6-step precision control, you can send cool / heated air wherever you want.

Other Brand	LG Round Cassette
Wind direction control ① . . ② . . ③	Wind direction control ① ② ③ ④ ⑤ ⑥ Crystal Vein

Powerful and Quiet air flow

3D fan increases airflow by 5% and noise reduction technology makes a quieter, more comfortable space.

Full 3D Fan, Air flow rate 5% ↑	Full 3D Fan, Low noise
Previous (4 Way) vs New (Round)	Talking 50 dB(A) Library 40 dB(A) Office 55 dB(A) Vacuum Cleaner 70 dB(A) LG Round CST 39 dB(A) ※ 48 kBtu, Low flow rate
Normal communication Noise level 50 dB(A)	Library Noise level 40 dB(A)

30% Faster in cooling

Larger airflow rate, cooling rate is faster than 30%.

Other Brand	LG Round Cassette
Set temperature reach time 18 minutes (Height 1.1m)	Set temperature reach time 12 minutes (Height 1.1m)

※ Based on test results from LG chamber; this image is designed to help customers understand. Experimental environment: height 3.2m, 48 kBtu, cooling mode, high flow rate, horizontal air flow direction

INDOOR UNITS

CEILING MOUNTED ROUND CASSETTE

ROUND CEILING CASSETTE

ARNU24GTYA4 / ARNU36GTYA4
ARNU48GTYA4



Model	Unit	ARNU24GTYA4	ARNU36GTYA4	ARNU48GTYA4
Cooling Capacity	kW	7.1	10.6	14.1
	Btu/h*1	24,200	36,200	48,100
	Btu/h*2	24,950	37,648	49,600
Heating Capacity	kW	8.0	11.9	15.9
Power Input (H / M / L)	Nominal	W	44 / 36 / 29	63 / 47 / 36
				98 / 70 / 44
Dimensions (W x H x D)	Body	mm	1,050 x 330 x 1,050	1,050 x 330 x 1,050
	Shipping	mm	1,137 x 395 x 1,132	1,137 x 395 x 1,132
Fan	Type		3D Turbo Fan	3D Turbo Fan
	Motor Output x Number	W x No.	157 x 1	157 x 1
	Air Flow Rate (H / M / L)	m³/min	22 / 21 / 19	27 / 24 / 21
	Motor Type		BLDC	BLDC
Air Filter			Long life	Long life
Pipe Connections	Liquid Side	mm (inch)	Ø9.52 (3/8)	Ø9.52 (3/8)
	Gas Side	mm (inch)	Ø15.88 (5/8)	Ø15.88 (5/8)
	Drain Pipe (Internal Dia.)	mm (inch)	Ø25 (1)	Ø25 (1)
Weight	Body	kg	30	30
Sound Pressure Level (H / M / L)		dB(A)	39 / 37 / 34	43 / 39 / 37
Sound Power Level (H / M / L)		dB(A)	48 / 46 / 43	52 / 48 / 46
Power Supply		Ø, V, Hz	1, 220-240, 50	1, 220-240, 50
Communication Cable		No. x mm²	2C x 1.0 ~ 1.5	2C x 1.0 ~ 1.5

Note : 1. Performance tested under EN14511

2. Capacities are based on the following conditions.

*1 Cooling : Indoor temp. 27°C (80.6°F) DB / 19°C (66.2°F) WB, Outdoor temp. 35°C (95°F) DB / 24°C (75.2°F) WB, Interconnecting piping length 7.5m, Level difference of zero

*2 Cooling Heating : Indoor temp. 20°C (68°F) DB / 15°C (59°F) WB, Outdoor temp. 7°C (44.6°F) DB / 6°C (42.8°F) WB, Interconnecting piping length 7.5m, Level difference of zero

3. Due to our policy of innovation, some specifications may be changed without notification.

Accessories

Chassis	ARNU24GTYA4	ARNU36GTYA4	ARNU48GTYA4
Drain Pump		○	
Cassette Cover		-	
Refrigerant Leakage Detector		PRLDNVS0	
EEV Kit		-	
Independent Power Module		PRIP0	
Robot Cleaner		-	
Pre Filter (Washable)		○	
Ion Generator		-	
CO2 Sensor		-	
Ventilation Kit		-	
IR Receiver		-	
Zone Controller		-	
Dry Contact (with additional accessory)		PDRYCB000 (1 point contact), PDRYCB300 (8 points for thermostat compatible), PDRYCB320 (Universal input), PDRYCB400 (2 points input), PDRYCB500 (Modbus)	
External Input (1 Point)		○	
Wi-Fi		PWFMD200	
Human detection sensor		-	
Floor Temperature Sensor		-	
Air Purification kit		-	
Elevation Grille		-	

※ ○ : Applied, - : Not applied

Option : Refer to model name in table



INDOOR
UNITS

CEILING MOUNTED ROUND CASSETTE

CEILING CONCEALED DUCT



Features & Benefits

- Easy and flexible duct adjusts air volume with External Static Pressure (ESP) control function.
- Minimalist visibility (Hidden within ceiling) to blend seamlessly into any interior

Key Applications

- Office
- Hotel
- Retail
- Residential building

	Duct	High	Middle	Low
Smart	Wi-Fi	○	○	○
Energy Efficiency	E.S.P Control	○	○	○
	Drain Pump	○	○	○
	Timer (On / Off)	○	○	○
Comfort	Timer (Weekly)	○	○	○
	Two Thermistor Control	○	○	○
	Group Control	○	○	○

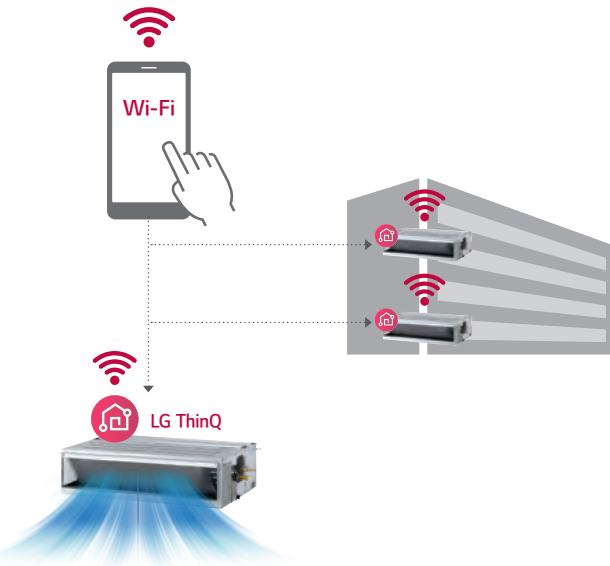
※ ○ : Applied, - : Not applied

SMART

Wi-Fi Control

Anytime, anywhere access with LG ThinQ mobile app.

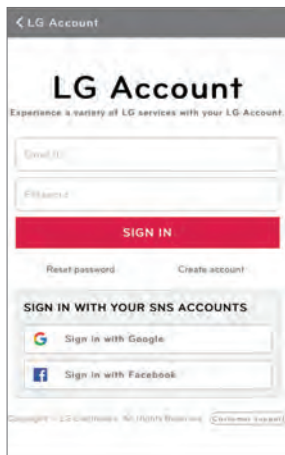
LG ThinQ
Search "LG ThinQ" on Google market or Appstore then download the app.



* Wi-Fi modem (Option) is necessary for this function

Easy Registration and Log-in

Follow the easy set-up steps that will activate LG ThinQ's user-friendly features.



Simple operation for various functions



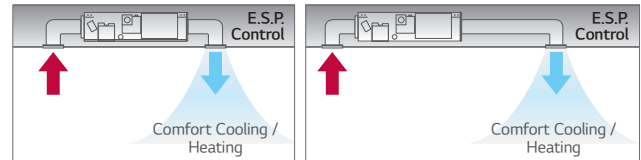
ENERGY EFFICIENCY

External Static Pressure (ESP) Control

User has easy access to air volume selection via remote controller using the ESP control function.

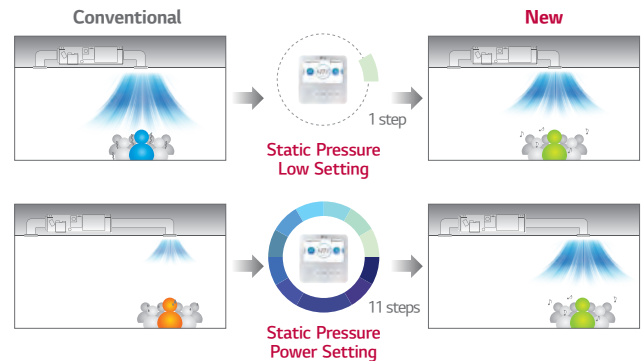
The BLDC motor can control fan speed and air volume.

No additional accessories are necessary to control air flow.



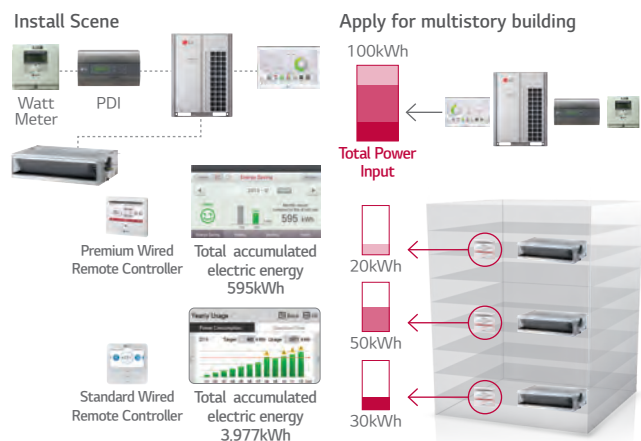
Static Pressure 11- Step Control

Depending on the installation environment, LG's ceiling concealed duct controls the static pressure with 11 steps to provide maximized comfort to any environment.



Energy Monitoring

Accumulated electric energy of the indoor unit can be identified with wired remote control, as well as with the central controller. This function is an advantage for energy management.



※ Outdoor unit's accumulated electric energy / using rate of individual indoor unit + indoor unit's accumulated electric energy is displayed in wired remote controller; only when central controller, digital integrating electricity meter and PDI are installed and PDI, outdoor unit and indoor unit are connected with power wire. Only total accumulated electric energy is displayed in standard wired remote controller. In premium wired remote controller, that are displayed into week / month / year.

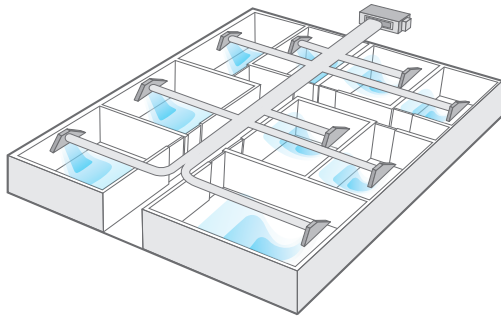
INDOOR UNITS

CEILING CONCEALED DUCT

COMFORT

Multiple Room Operation

Using a spiral duct (Embedded or flexible type) and stream chamber, it is possible to operate cooling / heating for several rooms simultaneously.



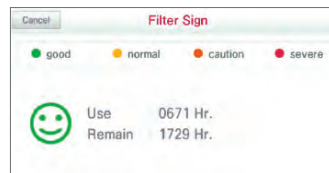
Filter Alert

The alarm is activated when the filter needs to be cleaned, and the time remaining for cleaning is displayed on the screen.

Remain Time Until Indoor Filter Cleaning + Alarm



Remain time until indoor filter cleaning 2,400hr.

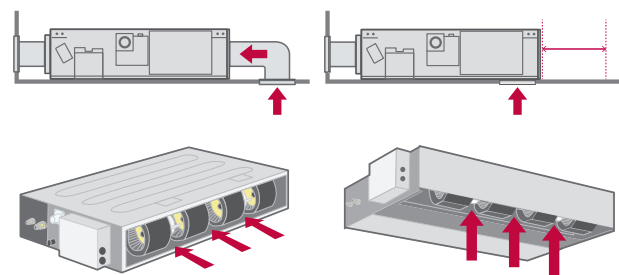


Remain time until indoor filter cleaning 1,729hr.

Flexible Installation (Low Static Duct Only)

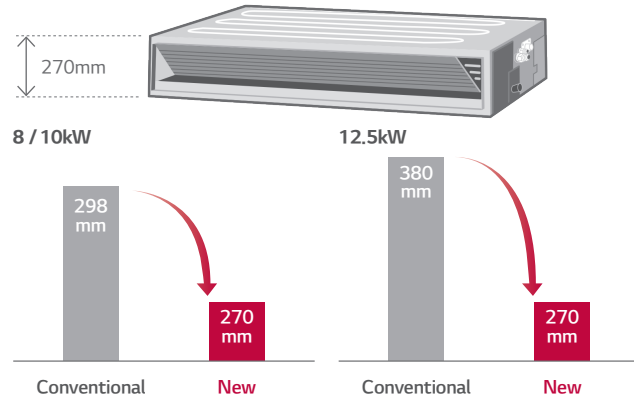
The low static duct allows the air intake at the rear or bottom under specific installation conditions.

Air intake at the rear or bottom




Minimized Height

New mid-static ducts provide ideal solution for installation in limited space.



Two Thermistors Control

The indoor temperature can be checked using the thermistors in the remote controller as well as from the indoor unit. There may be a significant difference between ceiling and floor air temperature. Two thermistors can optimize indoor air temperature for a more comfortable environment.




Remote Controller Thermistor

1 Point External Input (On / Off Control)

Indoor unit can be controlled by external devices without dry contact, so customer can save cost of installation.

Connection between an indoor unit and external devices directly



※ In case of needing more functions beside on / off control, a dry contact is required to be installed.




INDOOR
UNITS

CEILING CONCEALED DUCT

MID STATIC

ARNU07GM1A4 / ARNU09GM1A4
 ARNU12GM1A4 / ARNU15GM1A4
 ARNU18GM1A4 / ARNU24GM1A4



Model	Unit	ARNU07GM1A4	ARNU09GM1A4	ARNU12GM1A4	ARNU15GM1A4	ARNU18GM1A4	ARNU24GM1A4	
Cooling Capacity	kW	2.2	2.8	3.6	4.5	5.6	7.1	
	Btu/h*1	7,500	9,600	12,300	15,400	19,100	24,200	
	Btu/h*2	7,900	9,950	12,700	16,100	19,900	24,950	
Heating Capacity	kW	2.5	3.2	4.0	5.0	6.3	8.0	
Power Input (H / M / L)	Nominal	W	39 / 30 / 25	40 / 32 / 26	46 / 38 / 31	67 / 53 / 46	85 / 63 / 55	91 / 74 / 58
	Dimensions (W x H x D)	Body	mm	900 x 270 x 700	900 x 270 x 700	900 x 270 x 700	900 x 270 x 700	900 x 270 x 700
		Shipping	mm	1,100 x 338 x 773	1,100 x 338 x 773	1,100 x 338 x 773	1,100 x 338 x 773	1,100 x 338 x 773
Fan	Type		Sirocco Fan	Sirocco Fan	Sirocco Fan	Sirocco Fan	Sirocco Fan	
	Motor Output x Number	W x No.	136 x 1	136 x 1	136 x 1	136 x 1	136 x 1	
	Air Flow Rate (H / M / L)	m³/min	9.0 / 7.5 / 6.0	9.5 / 7.5 / 6.0	11.0 / 9.0 / 7.0	16.0 / 12.0 / 9.0	17.0 / 14.5 / 12.0	19.0 / 16.0 / 14.0
	External Static Pressure (High Mode)	mmAq (Pa)	6 (59)	6 (59)	6 (59)	6 (59)	6 (59)	6 (59)
	Air Flow Rate (H / M / L) (Standard Mode)	m³/min	9.0 / 7.5 / 6.0	9.5 / 7.5 / 6.0	11.0 / 9.0 / 7.0	16.0 / 12.0 / 9.0	17.0 / 14.5 / 12.0	19.0 / 16.0 / 14.0
	External Static Pressure (Standard Mode)	mmAq (Pa)	2.5 (25)	2.5 (25)	2.5 (25)	2.5 (25)	2.5 (25)	2.5 (25)
	Motor Type		BLDC	BLDC	BLDC	BLDC	BLDC	BLDC
Air Filter		Pre Filter	Pre Filter	Pre Filter	Pre Filter	Pre Filter	Pre Filter	
Pipe Connections	Liquid Side	mm (inch)	Ø6.35 (1/4)	Ø6.35 (1/4)	Ø6.35 (1/4)	Ø6.35 (1/4)	Ø9.52 (3/8)	
	Gas Side	mm (inch)	Ø12.7 (1/2)	Ø12.7 (1/2)	Ø12.7 (1/2)	Ø12.7 (1/2)	Ø15.88 (5/8)	
	Drain Pipe (Internal Dia.)	mm (inch)	25 (1)	25 (1)	Ø25 (1)	Ø25 (1)	Ø25 (1)	
Weight	Body	kg	25.5	25.5	25.5	25.5	26.5	
Sound Pressure Levels (H / M / L)		dB(A)	26 / 24 / 23	27 / 25 / 23	27 / 25 / 23	30 / 27 / 23	31 / 28 / 25	32 / 29 / 26
Sound Power Levels (H / M / L)		dB(A)	55 / 54 / 51	55 / 54 / 52	56 / 54 / 52	59 / 57 / 55	59 / 57 / 55	59 / 58 / 56
Power Supply		Ø, V, Hz	1, 220-240, 50	1, 220-240, 50	1, 220-240, 50	1, 220-240, 50	1, 220-240, 50	
Communication Cable		No. x mm²	2C x 1.0 ~ 1.5	2C x 1.0 ~ 1.5	2C x 1.0 ~ 1.5	2C x 1.0 ~ 1.5	2C x 1.0 ~ 1.5	

Note : 1. Performance tested under EN14511
 2. Capacities are based on the following conditions
 *1 Cooling : Indoor temp. 27°C (80.6°F) DB / 19°C (66.2°F) WB, Outdoor temp. 35°C (95°F) DB / 24°C (75.2°F) WB, Interconnecting piping length 7.5m, Level difference of zero
 *2 Cooling : Indoor temp. 27°C (80.6°F) DB / 19.5°C (66.2°F) WB, Outdoor temp. 35°C (95°F) DB / 24°C (75.2°F) WB, Interconnecting piping length 7.5m, Level difference of zero
 - Heating : Indoor temp. 20°C (68°F) DB / 15°C (59°F) WB, Outdoor temp. 7°C (44.6°F) DB / 6°C (42.8°F) WB, Interconnecting piping length 7.5m, Level difference of zero
 3. Due to our policy of innovation, some specifications may be changed without notification.


Accessories

Chassis	ARNU07GM1A4	ARNU09GM1A4	ARNU12GM1A4	ARNU15GM1A4	ARNU18GM1A4	ARNU24GM1A4
Drain Pump					○	
Cassette Cover					-	
Refrigerant Leakage Detector					PRLDNVSO	
EEV Kit					PRGK024A0 (-5.6kW)	
Independent Power Module					PRIPO	
Robot Cleaner					-	
Pre Filter (Washable)					○	
Ion Generator					-	
CO ₂ Sensor					-	
Ventilation Kit					-	
IR Receiver					PWLRVN000	
Zone Controller					ABZCA	
Dry Contact (with additional accessory)					PDRYCB000 (1 point contact), PDRYCB300 (8 points for thermostat compatible), PDRYCB320 (Universal input), PDRYCB400 (2 points input), PDRYCB500 (Modbus)	
External Input (1 point)					○	
Wi-Fi					PWFMD200	

※ ○ : Applied, - : Not applied
 Option : Refer to model name in table

HIGH STATIC

ARNU28GM2A4 / ARNU36GM2A4
ARNU42GM2A4 / ARNU48GM3A4
ARNU54GM3A4



INDOOR
UNITS

CEILING CONCEALED DUCT

Model	Unit	ARNU28GM2A4	ARNU36GM2A4	ARNU42GM2A4	ARNU48GM3A4	ARNU54GM3A4	
Cooling Capacity	kW	8.2	10.6	12.3	14.1	15.8	
	Btu/h*1	28,000	36,200	42,000	48,100	54,000	
	Btu/h*2	29,000	37,600	43,800	49,600	58,000	
Heating Capacity	kW	9.2	11.9	13.8	15.9	18.0	
Power Input (H / M / L)	Nominal	W	123 / 81 / 57	184 / 123 / 81	231 / 162 / 111	172 / 105 / 65	260 / 215 / 172
Dimensions (W x H x D)	Body	mm	1,250 x 270 x 700	1,250 x 270 x 700	1,250 x 270 x 700	1,250 x 360 x 700	1,250 x 360 x 700
	Shipping	mm	1,450 x 338 x 773	1,450 x 338 x 773	1,450 x 338 x 773	1,450 x 428 x 773	1,450 x 428 x 773
	Type		Sirocco Fan	Sirocco Fan	Sirocco Fan	Sirocco Fan	Sirocco Fan
	Motor Output x Number	W x No.	350 x 1	350 x 1	350 x 1	350 x 1	350 x 1
Fan	Air Flow Rate (H / M / L)	m³/min	28.0 / 24.0 / 21.0	32.0 / 28.0 / 24.0	38.0 / 33.0 / 28.0	40.0 / 34.0 / 28.0	50.0 / 45.0 / 40.0
	External Static Pressure (High Mode)	mmAq (Pa)	6 (59)	6 (59)	6 (59)	6 (59)	6 (59)
	Air Flow Rate (H / M / L) (Standard Mode)	m³/min	28.0 / 24.0 / 21.0	32.0 / 28.0 / 24.0	38.0 / 33.0 / 28.0	40.0 / 34.0 / 28.0	50.0 / 45.0 / 40.0
	External Static Pressure (Standard Mode)	mmAq (Pa)	5 (49)	5 (49)	5 (49)	5 (49)	5 (49)
	Motor Type		BLDC	BLDC	BLDC	BLDC	BLDC
	Air Filter		Pre Filter	Pre Filter	Pre Filter	Pre Filter	Pre Filter
Pipe Connections	Liquid Side	mm (inch)	Ø9.52 (3/8)	Ø9.52 (3/8)	Ø9.52 (3/8)	Ø9.52 (3/8)	Ø9.52 (3/8)
	Gas Side	mm (inch)	Ø15.88 (5/8)	Ø15.88 (5/8)	Ø15.88 (5/8)	Ø15.88 (5/8)	Ø19.05 (3/4)
	Drain Pipe (Internal Dia.)	mm (inch)	Ø25 (1)	Ø25 (1)	Ø25 (1)	Ø25 (1)	Ø25 (1)
Weight	Body	kg	38.0	38.0	39.5	44.0	44.0
Sound Pressure Levels (H / M / L)		dB(A)	38 / 36 / 35	40 / 38 / 36	42 / 41 / 39	41 / 38 / 37	42 / 41 / 40
Sound Power Levels (H / M / L)		dB(A)	59 / 57 / 55	60 / 59 / 57	62 / 61 / 60	63 / 60 / 59	65 / 64 / 62
Power Supply		Ø, V, Hz	1, 220-240, 50	1, 220-240, 50	1, 220-240, 50	1, 220-240, 50	1, 220-240, 50
Communication Cable		No. x mm²	2C x 1.0 - 1.5	2C x 1.0 - 1.5	2C x 1.0 - 1.5	2C x 1.0 - 1.5	2C x 1.0 - 1.5

Note : 1. Performance tested under EN14511

2. Capacities are based on the following conditions

*1 Cooling : Indoor temp. 27°C (80.6°F) DB / 19°C (66.2°F) WB, Outdoor temp. 35°C (95°F) DB / 24°C (75.2°F) WB, Interconnecting piping length 7.5m, Level difference of zero

*2 Cooling : Indoor temp. 27°C (80.6°F) DB / 19.5°C (66.2°F) WB, Outdoor temp. 35°C (95°F) DB / 24°C (75.2°F) WB, Interconnecting piping length 7.5m, Level difference of zero

- Heating : Indoor temp. 20°C (68°F) DB / 15°C (59°F) WB, Outdoor temp. 7°C (44.6°F) DB / 6°C (42.8°F) WB, Interconnecting piping length 7.5m, Level difference of zero

3. Due to our policy of innovation, some specifications may be changed without notification.

Accessories

Chassis	ARNU28GM2A4	ARNU36GM2A4	ARNU42GM2A4	ARNU48GM3A4	ARNU54GM3A4
Drain Pump				○	
Cassette Cover				-	
Refrigerant Leakage Detector				PRLDNVS0	
EEV Kit				-	
Independent Power Module				PRIP0	
Robot Cleaner				-	
Pre Filter (Washable)				○	
Ion Generator				-	
CO ₂ Sensor				-	
Ventilation Kit				-	
IR Receiver				PWLRVN000	
Zone Controller				ABZCA	
Dry Contact (with additional accessory)				PDRYCB000 (1 point contact), PDRYCB300 (8 points for thermostat compatible), PDRYCB320 (Universal input), PDRYCB400 (2 points input), PDRYCB500 (Modbus)	
External Input (1 point)				○	
Wi-Fi				PWFMD200	

※ ○ : Applied, - : Not applied

Option : Refer to model name in table

HIGH STATIC

ARNU76GB8A4 / ARNU96GB8A4



Model	Unit	ARNU76GB8A4	ARNU96GB8A4	
Cooling Capacity	kW	22.4	28.0	
	Btu/h*1	76,400	95,900	
	Btu/h*2	79,200	99,000	
Heating Capacity	kW	25.2	31.5	
Power Input (H / M / L)	Nominal	765 / 500 / 500	800 / 750 / 750	
Dimensions (W x H x D)	Body	1,562 x 460 x 688	1,562 x 460 x 688	
	Shipping	1,806 x 537 x 825	1,806 x 537 x 825	
Fan	Type	Sirocco Fan	Sirocco Fan	
	Motor Output x Number	W x No.	375 x 2	
	Air Flow Rate (H / M / L) (High Mode-Factory Set)	m ³ /min	60.0 / 50.0 / 50.0	72.0 / 64.0 / 64.0
	External Static Pressure (High Mode)	mmAq (Pa)	22 (216)	22 (216)
	Air Flow Rate (H / M / L) (Standard Mode)	m ³ /min	64.0 / 50.0 / 50.0	76.0 / 64.0 / 64.0
	External Static Pressure (Standard Mode)	mmAq (Pa)	15 (147)	15 (147)
	Motor Type		BLDC	BLDC
	Air Filter		Pre Filter	Pre Filter
Pipe Connections	Liquid Side	mm (inch)	Ø9.52 (3/8)	Ø9.52 (3/8)
	Gas Side	mm (inch)	Ø19.05 (3/4)	Ø22.2 (7/8)
	Drain Pipe (Internal Dia.)	mm (inch)	Ø25 (1)	Ø25 (1)
Weight	Body	kg	87.0	87.0
Sound Pressure Levels (H / M / L)		dB(A)	45 / 41 / 40	47 / 42 / 41
Sound Power Levels (H / M / L)		dB(A)	67 / 62 / 60	68 / 64 / 62
Power Supply		Ø, V, Hz	1, 220-240, 50	1, 220-240, 50
Communication Cable		No. x mm ²	2C x 1.0 - 1.5	2C x 1.0 - 1.5

Note : 1. Performance tested under EN14511

2. Capacities are based on the following conditions

*1 Cooling : Indoor temp. 27°C (80.6°F) DB / 19°C (66.2°F) WB, Outdoor temp. 35°C (95°F) DB / 24°C (75.2°F) WB, Interconnecting piping length 7.5m, Level difference of zero

*2 Cooling : Indoor temp. 27°C (80.6°F) DB / 19.5°C (66.2°F) WB, Outdoor temp. 35°C (95°F) DB / 24°C (75.2°F) WB, Interconnecting piping length 7.5m, Level difference of zero

- Heating : Indoor temp. 20°C (68°F) DB / 15°C (59°F) WB, Outdoor temp. 7°C (44.6°F) DB / 6°C (42.8°F) WB, Interconnecting piping length 7.5m, Level difference of zero

3. Due to our policy of innovation, some specifications may be changed without notification.

Accessories

Chassis	ARNU76GB8A4	ARNU96GB8A4
Drain Pump		○
Cassette Cover		-
Refrigerant Leakage Detector		PRLDNVSO
EEV Kit		○
Independent Power Module		PRIPO
Robot Cleaner		-
Pre Filter (Washable)		○
Ion Generator		-
CO ₂ Sensor		-
Ventilation Kit		-
IR Receiver		PWLRVN000
Zone Controller		ABZCA
Dry Contact (with additional accessory)		PDRYCB000 (1 point contact), PDRYCB300 (8 points for thermostat compatible), PDRYCB320 (Universal input), PDRYCB400 (2 points input), PDRYCB500 (Modbus)
External Input (1 point)		○
Wi-Fi		PWFMD200

※ ○ : Applied, - : Not applied

Option : Refer to model name in table

LOW STATIC

ARNU05GL1G4 / ARNU07GL1G4
ARNU09GL1G4



INDOOR
UNITS

CEILING CONCEALED DUCT

Model	Unit	ARNU05GL1G4	ARNU07GL1G4	ARNU09GL1G4
Cooling Capacity	kW	1.7	2.2	2.8
	Btu/h*1	5,800	7,500	9,600
	Btu/h*2	6,000	7,900	9,950
Heating Capacity	kW	1.9	2.5	3.2
Power Input (H / M / L)	Nominal	W	29 / 26 / 24	31 / 28 / 24
Dimensions (W x H x D)	Body	mm	700 x 190 x 700	700 x 190 x 700
	Shipping	mm	862 x 255 x 781	862 x 255 x 781
Fan	Type		Sirocco Fan	Sirocco Fan
	Motor Output x Number	W x No.	19 x 1	19 x 1
	Air Flow Rate (H / M / L) (High Mode-Factory Set)	m³/min	6.7 / 6.2 / 5.5	7.5 / 6.5 / 5.5
	External Static Pressure (High Mode)	mmAq (Pa)	2.54 (25)	2.54 (25)
	Air Flow Rate (H / M / L) (Standard Mode)	m³/min	6.7 / 6.2 / 5.5	7.5 / 6.5 / 5.5
	External Static Pressure (Standard Mode)	mmAq (Pa)	0 (0)	0 (0)
	Motor Type		BLDC	BLDC
			Pre Filter	Pre Filter
Air Filter				
	Liquid Side	mm (inch)	Ø6.35 (1/4)	Ø6.35 (1/4)
	Gas Side	mm (inch)	Ø12.7 (1/2)	Ø12.7 (1/2)
Pipe Connections	Drain Pipe (Internal Dia.)	mm (inch)	Ø25 (1)	Ø25 (1)
Weight	Body	kg	17.5	17.5
Sound Pressure Levels (H / M / L)		dB(A)	25 / 24 / 22	26 / 24 / 22
Sound Power Levels (H / M / L)		dB(A)	48 / 46 / 45	50 / 47 / 45
Power Supply		Ø, V, Hz	1, 220-240, 50	1, 220-240, 50
Communication Cable		No. x mm²	2C x 1.0 ~ 1.5	2C x 1.0 ~ 1.5

Note : 1. Performance tested under EN14511

2. Capacities are based on the following conditions

*1 Cooling : Indoor temp. 27°C (80.6°F) DB / 19°C (66.2°F) WB, Outdoor temp. 35°C (95°F) DB / 24°C (75.2°F) WB, Interconnecting piping length 7.5m, Level difference of zero

*2 Cooling : Indoor temp. 27°C (80.6°F) DB / 19.5°C (66.2°F) WB, Outdoor temp. 35°C (95°F) DB / 24°C (75.2°F) WB, Interconnecting piping length 7.5m, Level difference of zero

- Heating : Indoor temp. 20°C (68°F) DB / 15°C (59°F) WB, Outdoor temp. 7°C (44.6°F) DB / 6°C (42.8°F) WB, Interconnecting piping length 7.5m, Level difference of zero

3. Due to our policy of innovation, some specifications may be changed without notification.

Accessories

Chassis	ARNU05GL1G4	ARNU07GL1G4	ARNU09GL1G4
Drain Pump		○	
Cassette Cover		-	
Refrigerant Leakage Detector		PRLDNV50	
EEV Kit		PRGK024A0	
Independent Power Module		PRIP0	
Robot Cleaner		-	
Pre Filter (Washable)		○	
Ion Generator		-	
CO ₂ Sensor		-	
Ventilation Kit		-	
IR Receiver		PWLRVN000	
Zone Controller		ABZCA	
Dry Contact (with additional accessory)		PDRYCB000 (1 point contact), PDRYCB300 (8 points for thermostat compatible), PDRYCB320 (Universal input), PDRYCB400 (2 points input), PDRYCB500 (Modbus)	
External Input (1 point)		○	
Wi-Fi		PWFMDD200	

※ ○ : Applied, - : Not applied

Option : Refer to model name in table

LOW STATIC

ARNU12GL2G4 / ARNU15GL2G4
ARNU18GL2G4



Model	Unit	ARNU12GL2G4	ARNU15GL2G4	ARNU18GL2G4	
Cooling Capacity	kW	3.6	4.5	5.6	
	Btu/h*1	12,300	15,400	19,100	
	Btu/h*2	12,700	16,100	19,900	
Heating Capacity	kW	4.0	5.0	6.3	
Power Input (H / M / L)	Nominal	W	41 / 34 / 29	56 / 41 / 34	71 / 56 / 41
Dimensions (W x H x D)	Body	mm	900 x 190 x 700	900 x 190 x 700	900 x 190 x 700
	Shipping	mm	1,062 x 255 x 781	1,062 x 255 x 781	1,062 x 255 x 781
Fan	Type		Sirocco Fan	Sirocco Fan	Sirocco Fan
	Motor Output x Number	W x No.	19 x 1, 5 x 1	19 x 1, 5 x 1	19 x 1, 5 x 1
	Air Flow Rate (H / M / L) (High Mode-Factory Set)	m³/min	10.0 / 8.5 / 7.0	12.5 / 10.0 / 8.5	15.0 / 12.5 / 10.0
	External Static Pressure (High Mode)	mmAq (Pa)	2.54 (25)	2.54 (25)	2.54 (25)
	Air Flow Rate (H / M / L) (Standard Mode)	m³/min	10.0 / 8.5 / 7.0	12.5 / 10.0 / 8.5	15.0 / 12.5 / 10.0
	External Static Pressure (Standard Mode)	mmAq (Pa)	0 (0)	0 (0)	0 (0)
	Motor Type		BLDC	BLDC	BLDC
Air Filter			Pre Filter	Pre Filter	Pre Filter
Pipe Connections	Liquid Side	mm (inch)	Ø6.35 (1/4)	Ø6.35 (1/4)	Ø6.35 (1/4)
	Gas Side	mm (inch)	Ø12.7 (1/2)	Ø12.7 (1/2)	Ø12.7 (1/2)
	Drain Pipe (Internal Dia.)	mm (inch)	Ø25 (1)	Ø25 (1)	Ø25 (1)
Weight	Body	kg	23.0	23.0	23.0
Sound Pressure Levels (H / M / L)		dB(A)	30 / 27 / 25	33 / 30 / 28	35 / 32 / 29
Sound Power Levels (H / M / L)		dB(A)	50 / 47 / 46	54 / 51 / 47	56 / 54 / 51
Power Supply		Ø, V, Hz	1, 220-240, 50	1, 220-240, 50	1, 220-240, 50
Communication Cable		No. x mm²	2C x 1.0 ~ 1.5	2C x 1.0 ~ 1.5	2C x 1.0 ~ 1.5

Note : 1. Performance tested under EN14511

2. Capacities are based on the following conditions

*1 Cooling : Indoor temp. 27°C (80.6°F) DB / 19°C (66.2°F) WB, Outdoor temp. 35°C (95°F) DB / 24°C (75.2°F) WB, Interconnecting piping length 7.5m, Level difference of zero

*2 Cooling : Indoor temp. 27°C (80.6°F) DB / 19.5°C (66.2°F) WB, Outdoor temp. 35°C (95°F) DB / 24°C (75.2°F) WB, Interconnecting piping length 7.5m, Level difference of zero

- Heating : Indoor temp. 20°C (68°F) DB / 15°C (59°F) WB, Outdoor temp. 7°C (44.6°F) DB / 6°C (42.8°F) WB, Interconnecting piping length 7.5m, Level difference of zero

3. Due to our policy of innovation, some specifications may be changed without notification.

Accessories

Chassis	ARNU12GL2G4	ARNU15GL2G4	ARNU18GL2G4
Drain Pump		○	
Cassette Cover		-	
Refrigerant Leakage Detector		PRLDNVSO	
EEV Kit		-	
Independent Power Module		PRIPO	
Robot Cleaner		-	
Pre Filter (Washable)		○	
Ion Generator		-	
CO ₂ Sensor		-	
Ventilation Kit		-	
IR Receiver		PWLRVN000	
Zone Controller		ABZCA	
Dry Contact (with additional accessory)		PDRYCB000 (1 point contact), PDRYCB300 (8 points for thermostat compatible), PDRYCB320 (Universal input), PDRYCB400 (2 points input), PDRYCB500 (Modbus)	
External Input (1 point)		○	
Wi-Fi		PWFMD200	

※ ○ : Applied, - : Not applied

Option : Refer to model name in table

LOW STATIC

ARNU21GL3G4 / ARNU24GL3G4



INDOOR
UNITS

CEILING CONCEALED DUCT

Model	Unit	ARNU21GL3G4	ARNU24GL3G4
Cooling Capacity	kW	6.2	7.1
	Btu/h*1	21,000	24,000
	Btu/h*2	22,000	24,950
Heating Capacity	kW	7.0	8.0
Power Input (H / M / L)	Nominal	W	72 / 53 / 48
			103 / 63 / 48
Dimensions (W x H x D)	Body	mm	1,100 x 190 x 700
	Shipping	mm	1,262 x 255 x 781
Fan	Type		Sirocco Fan
	Motor Output x Number	W x No.	19 x 2
	Air Flow Rate (H / M / L) (High Mode-Factory Set)	m ³ /min	17.5 / 14.0 / 12.0
	External Static Pressure (High Mode)	mmAq (Pa)	2.54 (25)
	Air Flow Rate (H / M / L) (Standard Mode)	m ³ /min	17.5 / 14.0 / 12.0
	External Static Pressure (Standard Mode)	mmAq (Pa)	0 (0)
	Motor Type		BLDC
Air Filter		Pre Filter	Pre Filter
Pipe Connections	Liquid Side	mm (inch)	Ø9.52 (3/8)
	Gas Side	mm (inch)	Ø15.88 (5/8)
	Drain Pipe (Internal Dia.)	mm (inch)	Ø25 (1)
Weight	Body	kg	27.0
Sound Pressure Levels (H / M / L)		dB(A)	35 / 29 / 28
Sound Power Levels (H / M / L)		dB(A)	59 / 55 / 54
Power Supply		Ø, V, Hz	1, 220-240, 50
Communication Cable		No. x mm ²	2C x 1.0 ~ 1.5

Note : 1. Performance tested under EN14511

2. Capacities are based on the following conditions

*1 Cooling : Indoor temp. 27°C (80.6°F) DB / 19°C (66.2°F) WB, Outdoor temp. 35°C (95°F) DB / 24°C (75.2°F) WB, Interconnecting piping length 7.5m, Level difference of zero

*2 Cooling : Indoor temp. 27°C (80.6°F) DB / 19.5°C (66.2°F) WB, Outdoor temp. 35°C (95°F) DB / 24°C (75.2°F) WB, Interconnecting piping length 7.5m, Level difference of zero

- Heating : Indoor temp. 20°C (68°F) DB / 15°C (59°F) WB, Outdoor temp. 7°C (44.6°F) DB / 6°C (42.8°F) WB, Interconnecting piping length 7.5m, Level difference of zero

3. Due to our policy of innovation, some specifications may be changed without notification.

Accessories

Chassis	ARNU21GL3G4	ARNU24GL3G4
Drain Pump		○
Cassette Cover		-
Refrigerant Leakage Detector		PRLDNV50
EEV Kit		PRGK024A0
Independent Power Module		PRIP0
Robot Cleaner		-
Pre Filter (Washable)		○
Ion Generator		-
CO ₂ Sensor		-
Ventilation Kit		-
IR Receiver		PWLRVN000
Zone Controller		ABZCA
Dry Contact (with additional accessory)		PDRYCB000 (1 point contact), PDRYCB300 (8 points for thermostat compatible), PDRYCB320 (Universal input), PDRYCB400 (2 points input), PDRYCB500 (Modbus)
External Input (1 point)		○
Wi-Fi		PWFMDD200

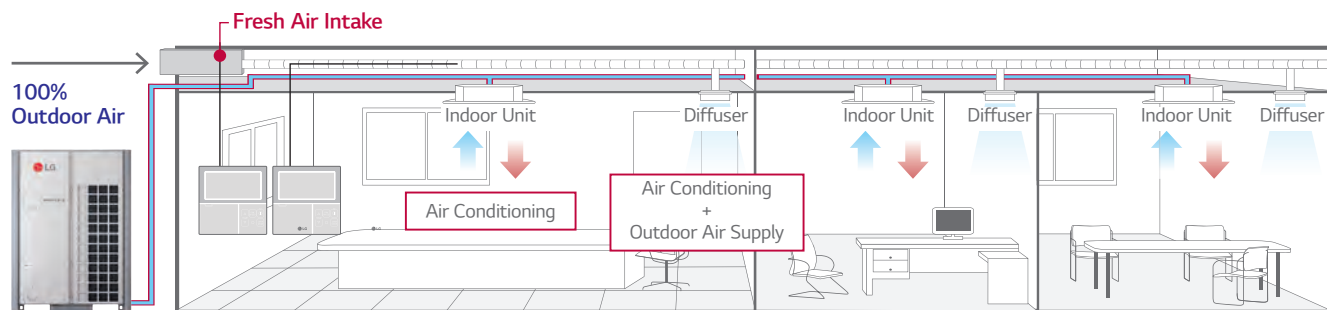
※ ○ : Applied, - : Not applied

Option : Refer to model name in table

FRESH AIR INTAKE

Fresh Outdoor Air Supply

The LG Fresh Air Intake Unit (FAU) is the alternative solution for ventilation, which supplies the fresh outdoor air indoors as well as being able to cool and heat air inside simultaneously. It means the indoor space can have positive air pressure consistently, which can block cold, hot or contaminated air from outside. This allows the indoor space to have consistent positive air pressure blocking cold.

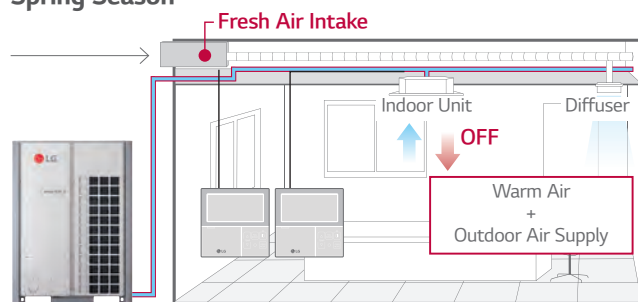


MULTI V 5 Outdoor Unit

Economic Operation

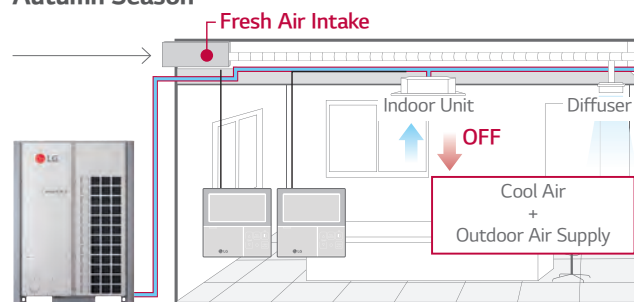
Natural outdoor air is utilized as seasons change for cost efficiency.

Spring Season



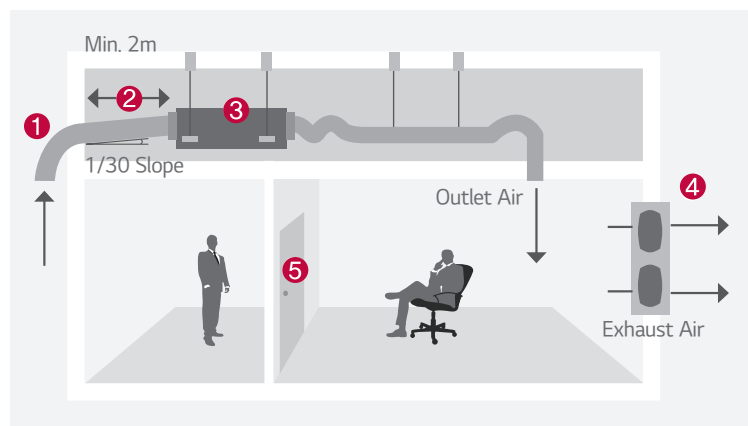
MULTI V 5 Outdoor Unit

Autumn Season



MULTI V 5 Outdoor Unit

Installation Scene



- ① Inlet Hood
- ② Intake Air Duct
- ③ Fresh Air Intake Unit
- ④ Exhaust Fan
- ⑤ Door

FRESH AIR INTAKE

ARNU76GB8Z4 / ARNU96GB8Z4



INDOOR UNITS

FRESH AIR INTAKE

Model	Unit	ARNU76GB8Z4	ARNU96GB8Z4
Cooling Capacity	kW	22.4	28.0
	Btu/h	76,400	95,500
Heating Capacity	kW	21.4	26.7
	Btu/h	73,080	91,360
Power Input (H / M / L)	Nominal	230 / 200 / 200	360 / 230 / 230
	Body	mm	1,562 x 460 x 688
Dimensions (W x H x D)	Shipping	mm	1,806 x 537 x 825
	Type		Sirocco Fan
Fan	Motor Output x Number	W x No.	375 x 1
	Air Flow Rate (H / M / L) (High Mode-Factory Set)	m ³ /min	23.7 / 13.2 / 13.2
	External Static Pressure	mmAq (Pa)	22 (216)
	Motor Type		BLDC
	Air Filter		Long Life Filter
Pipe Connections	Liquid Side	mm (inch)	Ø9.52 (3/8)
	Gas Side	mm (inch)	Ø19.05 (3/4)
	Drain Pipe (Internal Dia.)	mm (inch)	Ø25 (1)
Weight	Body	kg	73.0
Sound Pressure Levels (H / M / L)		dB(A)	45 / 43 / 43
Sound Power Levels (H / M / L)		dB(A)	70 / 67 / 67
Power Supply		Ø, V, Hz	1, 220-240, 50
Communication Cable		No. x mm ²	2C x 1.0 ~ 1.5

Note : 1. Capacities are based on the following conditions

- Cooling
 - Outdoor temp. 33°C[91.4°F]DB/ 28C[82.4°F]WB
 - Interconnecting Piping Length 7.5m / Level Difference of Zero
- Heating
 - Outdoor temp. 0°C[32°F]DB/ -2.99C[26.78°F]WB
 - Interconnecting Piping Length 7.5m / Level Difference of Zero

2. Capacities are Net Capacities
3. Due to our policy of innovation some specifications may be changed without prior notification .
4. To be added for more available Models
5. Indoor Unit Connection

CAUTION

1. Operation range (Cooling : 5°C ~ 43°C, Heating : -5°C ~ 43°C)
2. Installation of exhaust fan is recommended for a sealed room.
3. Indoor Unit Connection

No	Connection Condition	Combination
1	Fresh air intake units only are connected with outdoor units	1) The total capacity of fresh air intake unit should be 50 ~ 100% of outdoor unit. 2) The max. quantity of fresh air intake is 4 units.
2	Mixture connection with general indoor unit and fresh intake units	1) The total capacity of indoor units (Standard Indoor Unit + Fresh Air Intake Unit) should be 50 ~ 100% of outdoor unit. 2) The total capacity of fresh air intake unit should be less than 30% of the total capacity of indoor units.

Accessories

Chassis	ARNU76GB8Z4	ARNU96GB8Z4
Drain Pump		○
Cassette Cover		-
Refrigerant Leakage Detector		PRLDNV50
EEV Kit		-
Independent Power Module		PRIP0
Robot Cleaner		-
Pre Filter (Washable)		○
Ion Generator		-
CO ₂ Sensor		-
Ventilation Kit		-
IR Receiver		PWLRVN000
Zone Controller		-
Dry Contact (with additional accessory)		PDRYCB000 (1 point contact), PDRYCB300 (8 points for thermostat compatible), PDRYCB320 (Universal input), PDRYCB400 (2 points input), PDRYCB500 (Modbus)
External Input (1 point)		○
Wi-Fi		PWFMD200

※ ○ : Applied, - : Not applied
Option : Refer to model name in table

CEILING SUSPENDED



Features & Benefits

- Modern design with V-shape and black vane
- Powerful air speed and volume can reach up to 15m

Key Applications

- Retail
- Shop
- Restaurant

	Ceilings	Ceiling & Floor Convertible	Ceiling Suspended
Smart	Wi-Fi	○	○
Fast Cooling & Heating	Jet Cool	○	○
	Sleep mode	○	○
	Timer (On / Off)	○	○
Comfort	Timer (Weekly)	○	○
	Two thermistor control	○	○
	Group control	○	○

※ ○ : Applied, - : Not applied

SMART

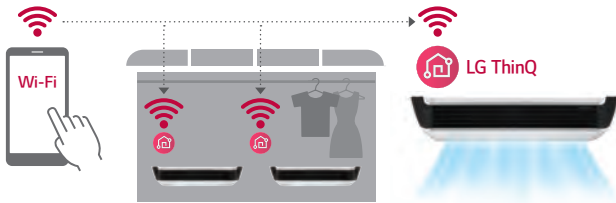
Wi-Fi Control

Access your air conditioner anytime and from anywhere.



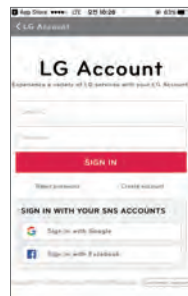
LG ThinQ

Search "LG ThinQ" on Google market or Appstore then download the app.



Easy Registration and Log-in

Follow the easy set-up steps that will activate LG ThinQ's impressive feature.



* Wi-Fi modem (Option) is necessary for this function

COMFORT (CONSOLE)

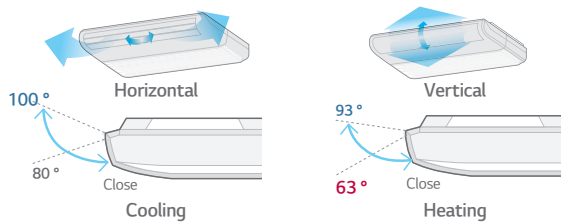
Flexible

The ceiling and floor models can be installed either on the ceiling or on the floor.



Air flow Direction Control

Vertical air flow direction can be adjusted using remote controller, and horizontal Air flow direction can be adjusted manually.



Filter Change Alarm

The filter change alarm informs you when the unit has been operating for 2,400 hours.



One Touch Filter

Filter Change Alarm

COMFORT (CEILING SUSPENDED)

Differentiated Design

Modern elegance design with V-shape and black vane is appropriate for any commercial space. It received iF Design Award.



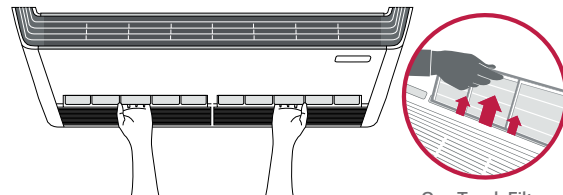
Powerful Cooling & Heating

High ceiling mode provides powerful cooling and heating up to 4.2m in height from floor, 15m away from ceiling.



One Touch & 2 Piece Filter


Easy in / out filter structure as well as a simplified two-piece filter, which slides out for easy cleaning and maintenance.



One Touch Filter

Two Thermistors Control

Users can purchase a wired remote controller that includes a second thermistor, allowing for temperature checks from multiple locations.



CEILING SUSPENDED

ARNU18GV1A4 / ARNU24GV1A4



Model	Unit	ARNU18GV1A4	ARNU24GV1A4
Cooling Capacity	kW	5.6	7.1
	Btu/h*1	19,100	24,200
	Btu/h*2	19,900	24,950
Heating Capacity	kW	6.3	8.0
Power Input (H / M / L)	Nominal W	23 / 20 / 17	25 / 21 / 17
Exterior Color		Morning Fog	Morning Fog
RAL Code		RAL 9001	RAL 9001
Dimensions (W x H x D)	Body mm	1,200 x 235 x 690	1,200 x 235 x 690
	Shipping mm	1,315 x 320 x 772	1,315 x 320 x 772
Fan	Type	Cross Flow Fan	Cross Flow Fan
	Motor Output x Number	W x No.	85.9 x 1
	Air Flow Rate (H / M / L)	m ³ /min	13.5 / 12.5 / 12.0
	Motor Type		BLDC
Air Filter		Pre Filter	Pre Filter
Pipe Connections	Liquid Side mm (inch)	Ø6.35 (1/4)	Ø9.52 (3/8)
	Gas Side mm (inch)	Ø12.7 (1/2)	Ø15.88 (5/8)
	Drain Pipe (Internal Dia.) mm (inch)	Ø16 (5/8)	Ø16 (5/8)
Weight	Body kg	29.0	29.0
Sound Pressure Levels (H / M / L)	dB(A)	36 / 34 / 33	37 / 35 / 33
Sound Power Levels (H / M / L)	dB(A)	61 / 59 / 56	62 / 59 / 56
Power Supply	Ø, V, Hz	1, 220-240, 50	1, 220-240, 50
Communication Cable	No. x mm ²	2C x 1.0 - 1.5	2C x 1.0 - 1.5

Note : 1. Performance tested under EN14511

2. Capacities are based on the following conditions

*1 Cooling : Indoor temp. 27°C (80.6°F) DB / 19°C (66.2°F) WB, Outdoor temp. 35°C (95°F) DB / 24°C (75.2°F) WB, Interconnecting piping length 7.5m, Level difference of zero

*2 Cooling : Indoor temp. 27°C (80.6°F) DB / 19.5°C (66.2°F) WB, Outdoor temp. 35°C (95°F) DB / 24°C (75.2°F) WB, Interconnecting piping length 7.5m, Level difference of zero

- Heating : Indoor temp. 20°C (68°F) DB / 15°C (59°F) WB, Outdoor temp. 7°C (44.6°F) DB / 6°C (42.8°F) WB, Interconnecting piping length 7.5m, Level difference of zero

3. Due to our policy of innovation, some specifications may be changed without notification.

Accessories

Chassis	ARNU18GV1A4	ARNU24GV1A4
Drain Pump		-
Cassette Cover		-
Refrigerant Leakage Detector		PRLDNVSO
EEV Kit		-
Independent Power Module		PRIPO
Robot Cleaner		-
Pre Filter (Washable)		○
Ion Generator		-
CO ₂ Sensor		-
Ventilation Kit		-
IR Receiver		-
Zone Controller		-
Dry Contact (with additional accessory)		PDRYCB000 (1 point contact), PDRYCB300 (8 points for thermostat compatible), PDRYCB320 (Universal input), PDRYCB400 (2 points input), PDRYCB500 (Modbus)
External Input (1 point)		○
Wi-Fi		PWFMD200

※ ○ : Applied, - : Not Applied

Option : Refer to model name in table

CEILING SUSPENDED

ARNU36GV2A4 / ARNU48GV2A4



INDOOR
UNITS

CEILING SUSPENDED

Model	Unit	ARNU36GV2A4	ARNU48GV2A4
Cooling Capacity	kW	10.6	14.1
	Btu/h*1	36,200	48,100
	Btu/h*2	37,600	49,600
Heating Capacity	kW	11.9	15.9
Power Input (H / M / L)	Nominal W	84 / 77 / 66	91 / 79 / 66
Exterior Color		Morning Fog	Morning Fog
RAL Code		RAL 9001	RAL 9001
Dimensions (W x H x D)	Body mm	1,600 x 235 x 690	1,600 x 235 x 690
	Shipping mm	1,715 x 320 x 772	1,715 x 320 x 772
Fan	Type	Cross Flow Fan	Cross Flow Fan
	Motor Output x Number W x No.	125 x 1	125 x 1
	Air Flow Rate (H / M / L) m³/min	27.0 / 24.0 / 20.0	29.0 / 24.0 / 20.0
	Motor Type	BLDC	BLDC
Air Filter		Pre Filter	Pre Filter
Pipe Connections	Liquid Side mm (inch)	Ø9.52 (3/8)	Ø9.52 (3/8)
	Gas Side mm (inch)	Ø15.88 (5/8)	Ø15.88 (5/8)
	Drain Pipe (Internal Dia.) mm (inch)	Ø16 (5/8)	Ø16 (5/8)
Weight	Body kg	37.0	37.0
Sound Pressure Levels (H / M / L)	dB(A)	45 / 44 / 40.5	47 / 44 / 40.5
Sound Power Levels (H / M / L)	dB(A)	68 / 66 / 64	68 / 67 / 66
Power Supply	Ø, V, Hz	1, 220-240, 50	1, 220-240, 50
Communication Cable	No. x mm²	2C x 1.0 ~ 1.5	2C x 1.0 ~ 1.5

Note : 1. Performance tested under EN14511

2. Capacities are based on the following conditions

*1 Cooling : Indoor temp. 27°C (80.6°F) DB / 19°C (66.2°F) WB, Outdoor temp. 35°C (95°F) DB / 24°C (75.2°F) WB, Interconnecting piping length 7.5m, Level difference of zero
*2 Cooling : Indoor temp. 27°C (80.6°F) DB / 19.5°C (66.2°F) WB, Outdoor temp. 35°C (95°F) DB / 24°C (75.2°F) WB, Interconnecting piping length 7.5m, Level difference of zero

- Heating : Indoor temp. 20°C (68°F) DB / 15°C (59°F) WB, Outdoor temp. 7°C (44.6°F) DB / 6°C (42.8°F) WB, Interconnecting piping length 7.5m, Level difference of zero

3. Due to our policy of innovation, some specifications may be changed without notification.

Accessories

Chassis	ARNU36GV2A4	ARNU48GV2A4
Drain Pump		-
Cassette Cover		-
Refrigerant Leakage Detector		PRLDNVS0
EEV Kit		-
Independent Power Module		PRIPO
Robot Cleaner		-
Pre Filter (Washable)		○
Ion Generator		-
CO ₂ Sensor		-
Ventilation Kit		-
IR Receiver		-
Zone Controller		-
Dry Contact (with additional accessory)		PDRYCB000 (1 point contact), PDRYCB300 (8 points for thermostat compatible), PDRYCB320 (Universal input), PDRYCB400 (2 points input), PDRYCB500 (Modbus)
External Input (1 point)		○
Wi-Fi		PWFMD200

※ ○ : Applied, - : Not Applied

Option : Refer to model name in table

INDOOR UNIT KEY FEATURES

FLOOR STANDING UNIT



Features & Benefits

- The powerful air speed and volume means the air flow can reach up to 15m away from the air conditioner.

Key Applications

- Retail
- Shop
- Office
- Restaurant

INDOOR UNIT SPECIFICATION

FLOOR STANDING UNIT

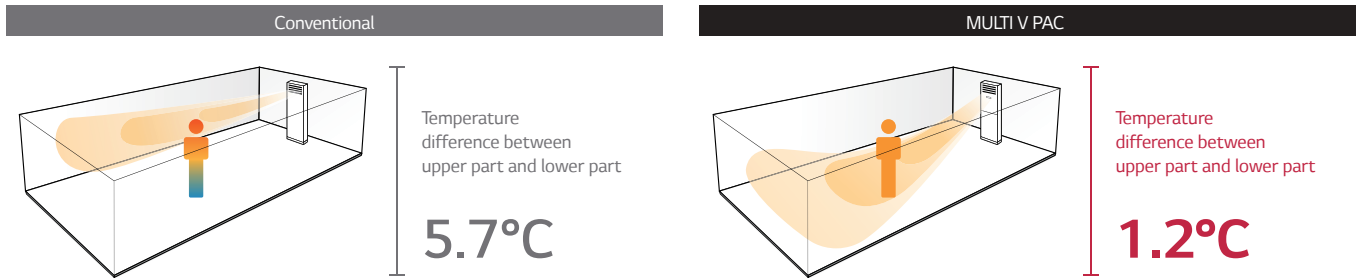
Simple & Elegant Design

With its stylish design, LG's new floor standing air conditioner enhances the overall indoor interior



Less Temperature Difference

Power cooling and heating will minimize the temperature difference between upper part and lower part of the room



* Temperature difference between upper part and lower part
 * Test Condition : Indoor temperature 12°C, Outdoor temperature 7°C, Setting Temperature 30°C
 * Measure Condition : After 3 hours heating operation (average temperature)

15m Long Power Cooling

The new LG floor standing unit is efficient for using in large areas due to its powerful cooling and heating operation. The powerful air speed and volume means the air flow can reach up to 15m away from the air conditioner



Type	Floor Standing
Air Flow (m ³ /min)	37
Air Speed (m/s)	4.5

* Based on 131.8m²

INDOOR UNIT KEY FEATURES

FLOOR STANDING UNIT

ARNU48GPTA4
ARNU96GPFA4



Model	Independent Unit			ARNU48GPTA4	ARNU96GPFA4
Capacity	Cooling	Nom	kW	14.1	28.0
		Nom	Btu/h(*1)	48,100	95,900
	Heating	Nom	Btu/h(*2)	49,600	99,000
		Nom	kW	15.9	31.5
Power Input	Cooling / Heating	Nom	w 1)	250	400
	Cooling / Heating	Rated	w 2)	250	400
Power Supply	Ø / V / Hz			1 / 220 / 50	1 / 220 / 50
Airflow Rate	Cooling	Power / H / M / L	m ³ /min	37 / 33 / 28 / 24	68 / 61 / - / 50
	Heating	Power / H / M / L	m ³ /min	37 / 33 / 28 / 24	68 / 61 / - / 50
Sound Pressure	Power / H / M / L			54 / 51 / 49 / 45	60 / 57 / - / 53
Dimension	Body	W x H x D	mm	590 x 1,840 x 440	1,050 x 1,880 x 495
Net Weight				48.0	113.0
Piping Connection	Liquid	mm		9.52	9.52
	Gas	mm		15.88	22.2
	Drain	I.D	mm	-	-

* This product contains Fluorinated Greenhouse Gases. (R410A)

* Nom. : Performance tested under EN14511

* Rated : Max power input allowed for fan motor

Note : 1. Capacities are based on the following conditions

*1 Cooling : Indoor temp. 27°C (80.6°F) DB / 19°C (66.2°F) WB, Outdoor temp. 35°C (95°F) DB / 24°C (75.2°F) WB, Interconnecting piping length 7.5m, Level difference of zero

*2 Cooling : Indoor temp. 27°C (80.6°F) DB / 19.5°C (66.2°F) WB, Outdoor temp. 35°C (95°F) DB / 24°C (75.2°F) WB, Interconnecting piping length 7.5m, Level difference of zero









- Heating : Indoor temp. 20°C (68°F) DB / 15°C (59°F) WB, Outdoor temp. 7°C (44.6°F) DB / 6°C (42.8°F) WB, Interconnecting piping length 7.5m, Level difference of zero

2. Due to our policy of innovation some specifications may be changed without notification

3. I.D : 'Internal Diameter'

Accessories

Model	ARNU07GCE*4	ARNU09GCE*4
Dry Contact	Simple (1 Contact Point with Case)	PDRYCB000
	2 Contact Point	PDRYCB400
	For Thermostat (On-Off / Mode / Fan Speed)	PDRYCB300
	Modbus Communication	PDRYCB500
EEV Kit for MULTI V Indoor	-	
IR Receiver	PWLRVN000	

Wired Remote Controller							Wireless Remote Controller
Premium	Standard III		Standard II		Simple	Simple for Hotel	
							
PREMTA000 PREMTA000A PREMTA000B	PREMTB100 (White)	PREMTB10 (Black)	PREMTB001 (White)	PREMTB01 (Black)	PQRCVLOQ (Black) PQRCVLOQW (White)	PQRCHCA0Q (Black) PQRCHCA0QW (White)	PQWRHQ0FDB



HOT WATER SOLUTION

HOT WATER SOLUTION



HYDRO KIT


HYDRO KIT

Features & Benefits

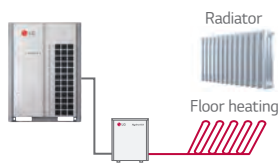
- Lower operation cost compared to fossil fuel-based systems such as boilers.
- More energy saving through MULTI V heat recovery system.

Key Applications

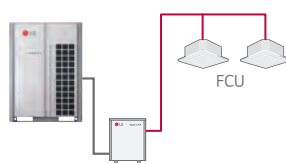
- Where Hot Water is needed such as domestic Hot Water, In-floor or radiant heat. Where cold water is needed such as Fan coil unit and chilled beam.



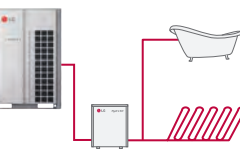
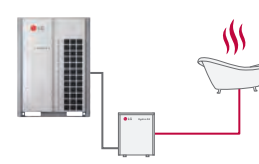
Radiant Heating / Cooling



Fan Coil Unit Heating / Cooling

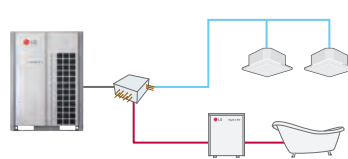


Hot Water / Cold Water

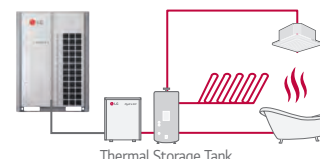


Hot water+ Radiant heating

Combination



HR unit (Cooling & Hot water)

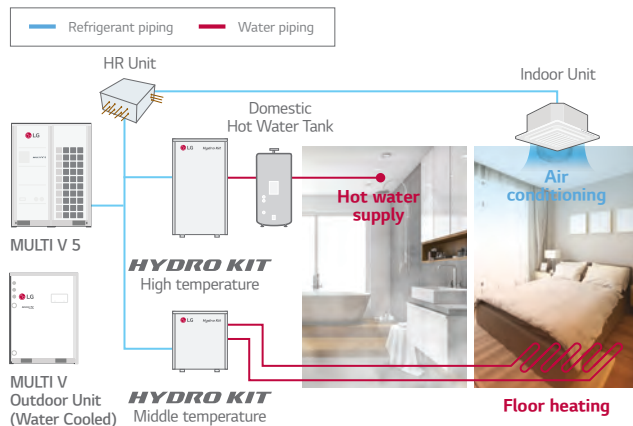


Thermal Storage System

CONVENIENCE

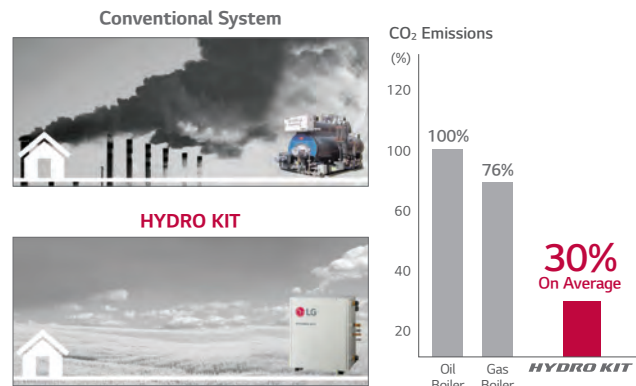
Total Solution

Total solution provided with heat pump, air conditioning (Cooling by refrigerant and cold water / heating by refrigerant hot water) and domestic hot water supply.



Eco-friendly Solution

Green energy solution through the reduction of CO₂ emissions.



EFFICIENCY

Cost Savings with High Efficiency

Equivalent installation cost of traditional boiler with reduced operational costs.

1st Proposal MULTI V 5 HYDRO KIT

(Air Conditioning + Hot Water Supply + Floor Heating)

2nd Proposal MULTI V 5 Air-Conditioning + Gas Boiler

(Hot Water Supply + Floor Heating)

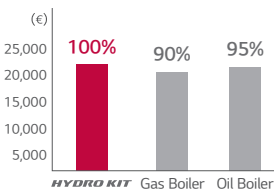
3rd Proposal MULTI V 5 Air-Conditioning + Oil Boiler

(Hot Water Supply + Floor Heating)

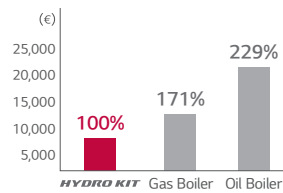
Analysis Conditions

- Building Type : Dormitory, Flats
- Cooling / Floor Heating / Sanitary Hot Water for 10 years
- Cooling : MULTI V IV Indoor Unit
- Floor Heating : Medium Temp. HYDRO KIT (1ea)
- Sanitary Hot Water : High Temp. HYDRO KIT (2ea), Sanitary Hot Water Tanks
- Electricity Cost : Average Cost in EU
- Gas Cost : Average Cost in EU
- Oil Cost : Average Cost in EU

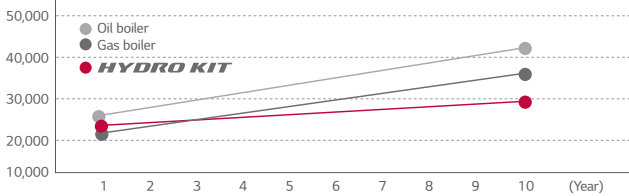
Initial Costs



Annual Operating Costs



LCC

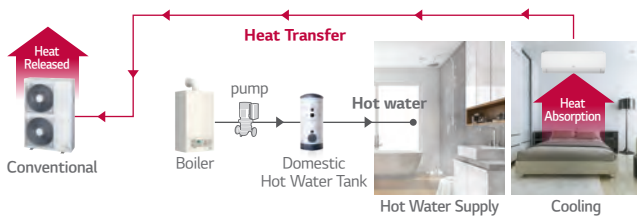


Energy Savings through Heat Recovery

Energy costs can be minimized by reusing the wasted heat from indoor units.

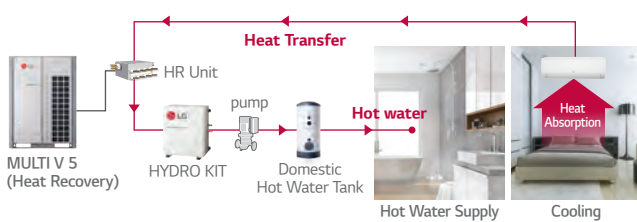
Conventional

Absorbed heat is released to outdoor air.

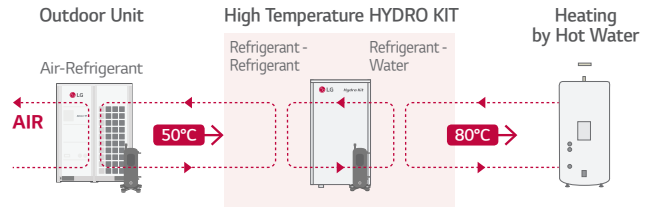


HYDRO KIT

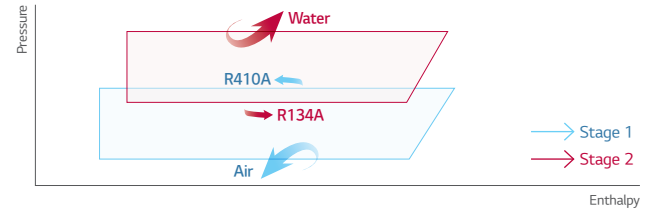
Absorbed heat from indoor space is used for making hot water.



High Temperature HYDRO KIT Cycle Diagram




High Temperature Technology



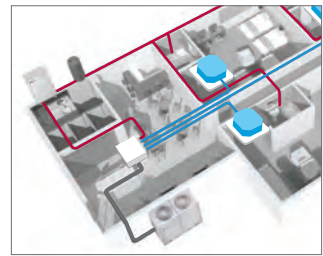
Various Applications

Applicable to a variety of facilities including hospitals, residences and resorts that need floor heating and domestic hot water supply.



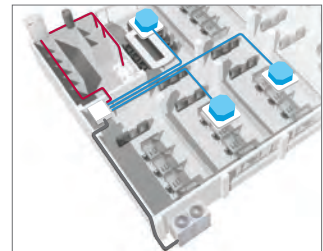
Hotel Application

Constant simultaneous cooling and heating operating during summer to provide hot water by using wasted heat energy from indoor cooling process.



Office Application

Hot water can be supplied at all times in the office by cooling the HR unit to warm up the sanitary tank, using waste energy.



HOT WATER SOLUTION
HYDRO KIT

HYDRO KIT

ARNH04GK2A2 / ARNH10GK2A2



Type				Low Temp.	Low Temp.
Model				ARNH04GK2A2	ARNH10GK2A2
Power Supply		Ø / V / Hz		1 / 220-240 / 50 1 / 220 / 60	1 / 220-240 / 50 1 / 220 / 60
Capacity (Rated)	Cooling	kW		12.3	28.0
	Heating	kW		13.8	31.5
Power Input	Cooling	Nomal	kW	0.01	0.01
	Heating	Nomal	kW	0.01	0.01
Water Outlet Temperature	Cooling	Min	°C	6°C	6°C
	Heating	Max	°C	50°C	50°C
Casing				Painted Steel Plate	Painted Steel Plate
Dimensions	Body	W x H x D	mm	520 × 631 × 330	520 × 631 × 330
			inch	20-15 / 32 x 24-27 / 32 x13	20-15 / 32 x 24-27 / 32 x13
Net Weight			kg (lbs)	30.4 (67)	35.0 (77.2)
Heat Exchanger	Refrigerant to Water	Type		Blazed Plate Hex	Blazed Plate Hex
		Rated Water Flow	L/min	39.6	92.0
		Head Loss	kPa	41.0	69.0
Refrigerant to Refrigerant		Type		-	-
Compressor			Type	-	-
Piping Connections	Water Side	Inlet	inch	Male PT 1	Male PT 1
		Outlet	inch	Male PT 1	Male PT 1
	Refrigerant Side	Liquid Side	mm (inch)	9.52 (3/8)	9.52 (3/8)
		Gas Side	mm (inch)	15.88 (5/8)	22.2 (7/8)
Drain Piping Connection			mm (inch)	Male PT 1	Male PT 1
Sound Pressure Level	Cooling	dB (A)		26	26
	Heating	dB (A)		26	26
Power Supply Cable			No. x mm ²	3C × CV2.5	3C × CV2.5
Communication Cable			No. x mm ²	2C × CVV-SB 1.0-1.5	2C × CVV-SB 1.0-1.5
Refrigerant	Refrigerant to Refrigerant	Refrigerant Type		-	-
		Control		-	-
	Refrigerant to Water	Refrigerant Type		R410A	R410A
		Precharged Amount	kg (lbs)	-	-
Control				EEV	EEV
Operation Range	Connected to Heat Pump	Cooling	°C (DB)	10°C - 43°C	10°C - 43°C
		Heating	°C (DB)	-20°C - 35°C	-20°C - 35°C
	Connected to Heat Recovery	Cooling	°C (DB)	10°C - 43°C	10°C - 43°C
		Heating	°C (DB)	-20°C - 43°C	-20°C - 43°C
Combination Ratio	Only Hydrokit	Min ~ Max	%	50 - 100	50 - 100
	Hydrokit + Standard IDUs	Min ~ Max	%	50 - 130	50 - 130

* This product contains Fluorinated Greenhouse Gases. (R410A)

Note : 1. Capacities are based on the following conditions :

- Cooling : Indoor 27°C (80.6°F) DB / 19° C (66.2°F) WB, Outdoor 35°C (95°F) DB / 24°C (75.2°F) WB, Water Inlet 23°C (73.4°F) / Outlet 18°C (64.4°F)
- Heating : Indoor 20°C (68°F) DB / 15°C (59°F) WB, Outdoor 7°C (44.6°F) DB / 6°C (42.8°F) WB, Water Inlet 30°C (86°F) / Outlet 35°C (95°F)

2. Piping Length : Interconnected Pipe Length = 7.5m

3. Difference Limit of Elevation (Outdoor - Indoor Unit) is Zero.

4. MULTI V S 4HP (ARUN040GSS0, ARUNN040LSS0) cannot be connected to Hydro Kit.

5. MULTI V Water S cannot be connected to Hydro Kit.

6. Anti freezing liquid should be added under 10°C (outdoor temp.) during cooling mode.

HYDRO KIT

ARNH04GK3A2 / ARNH08GK3A2



HYDRO KIT

Type				High Temp.	High Temp.
Model				ARNH04GK3A2	ARNH08GK3A2
Power Supply		Ø / V / Hz		1 / 220-240 / 50 1 / 220 / 60	1 / 220-240 / 50 1 / 220 / 60
Capacity (Rated)	Cooling	kW		-	-
	Heating	kW		13.8	25.2
Power Input	Cooling	Normal	kW	-	-
	Heating	Normal	kW	2.3	5.0
Water Outlet Temperature	Cooling	Min °C		-	-
	Heating	Max °C		80°C	80°C
Casing				Painted Steel Plate	Painted Steel Plate
Dimensions	Body	W x H x D	mm	520 x 1,080 x 330	520 x 1,080 x 330
			inch	20-15 / 32 x 42-17 / 32 x 13	20-15 / 32 x 42-17 / 32 x 13
Net Weight			kg (lbs)	88.0 (194.0)	94.0 (207.2)
Heat Exchanger	Refrigerant to Water	Type		Blazed Plate Hex	Blazed Plate Hex
		Rated Water Flow	L/min	19.8	36.0
		Head Loss	kPa	5.0	20.0
Compressor	Refrigerant to Refrigerant	Type		Blazed Plate Hex	Blazed Plate Hex
		Type		Twin Rotary Inverter	Twin Rotary Inverter
Piping Connections	Water Side	Inlet	inch	Male PT 1	Male PT 1
		Outlet	inch	Male PT 1	Male PT 1
	Refrigerant Side	Liquid Side	mm (inch)	9.52 (3/8)	9.52 (3/8)
		Gas Side	mm (inch)	15.88 (5/8)	19.05 (3/4)
Drain Piping Connection			mm (inch)	Male PT 1	Male PT 1
Sound Pressure Level	Cooling	dB (A)		-	-
	Heating	dB (A)		43	43
Power Supply Cable			No. x mm ²	3C x CV4.0	3C x CV4.0
Communication Cable			No. x mm ²	2C x CVV-SB 1.0-1.5	2C x CVV-SB 1.0-1.5
Refrigerant	Refrigerant to Refrigerant	Refrigerant Type		R410A	R410A
		Control		EEV	EEV
	Refrigerant to Water	Refrigerant Type		R134A	R134A
		Precharged Amount	kg (lbs)	2.3(5.1)	3.0(6.6)
		Control		EEV	EEV
Operation Range	Connected to Heat Pump	Cooling	°C (DB)	-	-
		Heating	°C (DB)	-20°C - 35°C	-20°C - 35°C
	Connected to Heat Recovery	Cooling	°C (DB)	-	-
		Heating	°C (DB)	-20°C - 43°C	-20°C - 43°C
Combination Ratio	Only Hydrokit	Min - Max	%	50 - 100	50 - 100
	Hydrokit + Standard IDUs	Min - Max	%	50 - 130	50 - 130

* This product contains Fluorinated Greenhouse Gases. (R410A, R134A)

Note : 1. Capacities are based on the following conditions :

- Heating : Indoor 20°C (68°F) DB / 15°C (59°F) WB, Outdoor 7°C (44.6°F) DB / 6°C (42.8°F) WB, Water Inlet 55°C (131°F) / Outlet 65°C (149°F)

2. Piping Length : Interconnected Pipe Length = 7.5m

3. Difference Limit of Elevation (Outdoor - Indoor Unit) is Zero.

4. MULTI V S 4HP (ARUN040GSS0, ARUNN040LSS0) cannot be connected to Hydro Kit.

5. MULTI V Water S cannot be connected to Hydro Kit.

VENTILATION SOLUTIONS

ERV



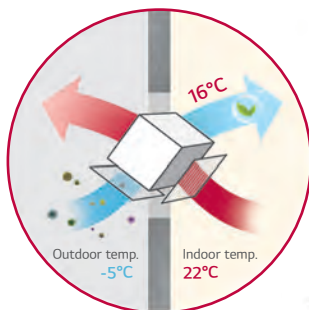


ENERGY RECOVERY VENTILATION (ERV)




NECESSITY OF ERV

Energy Recovery Ventilation (ERV)



Comfort air + Energy Saving
Compare to natural ventilation
Heat exchanger collects wasted energy while ventilating.



24%

Energy Saving

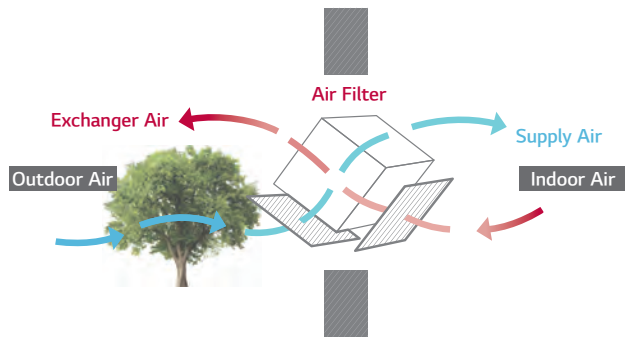
Natural Ventilation

Natural Ventilation loss heat energy.

HIGH EFFICIENCY

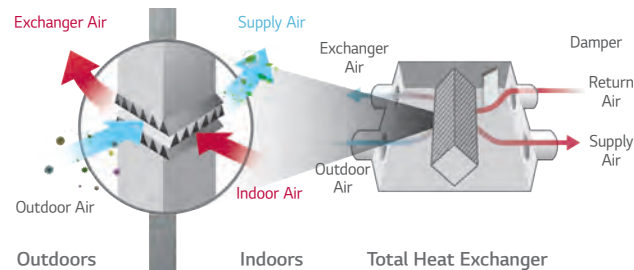
High Efficiency Heat Exchanger

Efficiency and comfort is ensured through the high-efficiency energy recovery central core which recovers energy from the indoor air and transfers it to the fresh incoming air without mixing the air stream.



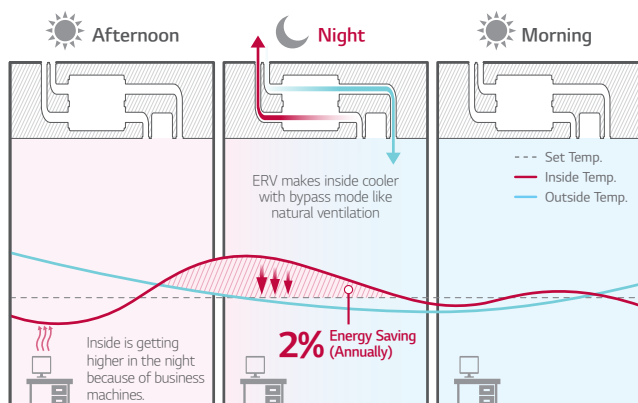
Compulsory Exhaust System

The exhausting system using high static and sirocco fan removes contaminants effectively from indoor air. Supply and exhaust air flows are completely separated in the total heat exchanger, LG ERV can filter out the impurities before supplying outdoor air and make indoor air fresh and healthy.



Night Time Free Cooling

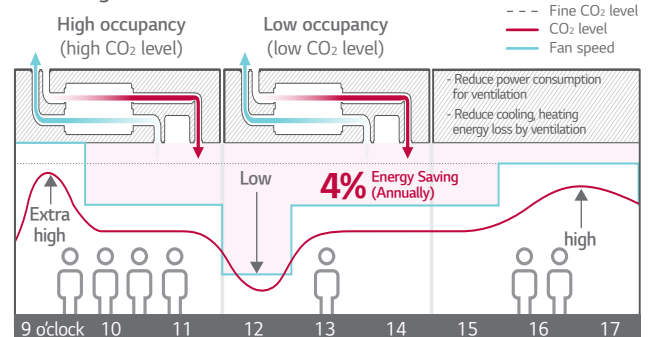
During summer nights, indoor heat can be discharged outdoors and cool outdoor air can be brought indoors for energy savings.



※ This function is operated with 'Night Time Free Cooling' on remote controller. (with MULTI V only)
 ※ Energy saving ratio can be differed by weather condition.
 ※ Test Condition
 - Office (49,000ft²) / Occupancy : 30 / Area : London, UK
 - ERV (1000 CMH) + MULTI V IV (12HP) Unit Combination
 - Other conditions are subject to BREEAM.

CO₂ Auto Operation

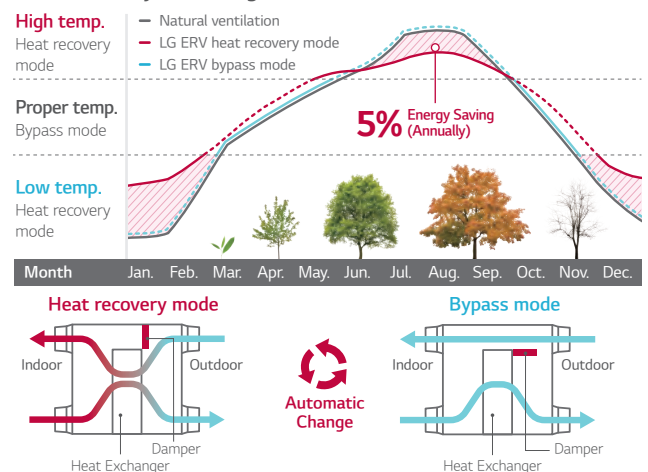
LG ERV reduces energy loss with auto fan speed control following CO₂ level



※ This function is operated with 'Night Time Free Cooling' on remote controller. (with MULTI V only)
 ※ Energy saving ratio can be differed by weather condition.
 ※ Test Condition - Office (49,000ft²) / Occupancy : 30 / Area : London, UK
 - ERV (1000 CMH) + MULTI V IV (12HP) Unit Combination
 - Other conditions are subject to BREEAM.

Seasonal Auto Operation

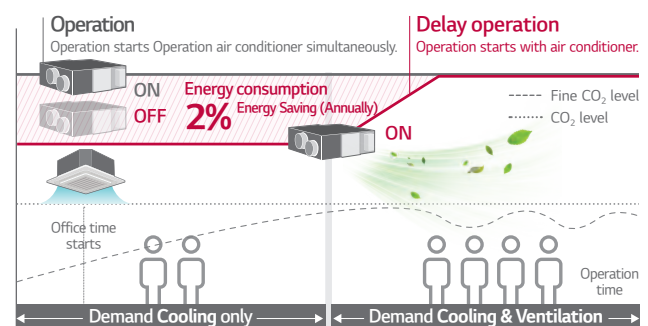
LG ERV senses outdoor temperature and operates automatically following weather condition.



※ This function is operated with 'Auto' mode by wired remote control.
 ※ Energy saving ratio can be differed by weather condition.
 ※ Test Condition - Office (49,000ft²) / Occupancy : 30 / Area : London, UK
 - ERV (1,000 CMH) + MULTI V IV (12HP) Unit Combination
 - Other conditions are subject to BREEAM.

Delay Operation

When the air conditioner and ERV are switched on simultaneously, delay operation can reduce unnecessary heating and cooling energy loss by slowing down automatic ERV operation.



※ This function is operated with 'Night Time Free Cooling' on remote controller. (with MULTI V only)
 ※ Energy saving ratio can be differed by weather condition.
 ※ Test Condition - Office (49,000ft²) / Occupancy : 30 / Area : London, UK
 - ERV (1,000 CMH) + MULTI V IV (12HP) Unit Combination
 - Other conditions are subject to BREEAM.

COMFORT & RELIABILITY

CO₂ Level Monitoring

CO₂ sensor senses CO₂ level in the room. Users can monitor CO₂ level on new wired remote controller, and ERV controls the fan speed automatically following the level.


CO₂ Level Visualization

CO₂ sensor senses indoor CO₂ level and displays it on new wired remote controller.



Main display

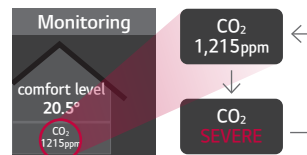
If the CO₂ level is above 900ppm in the room, the red mark is on.



※ The remote controller screen image may change.
 ※ Applicable to only Standard III, Premium remote controller.

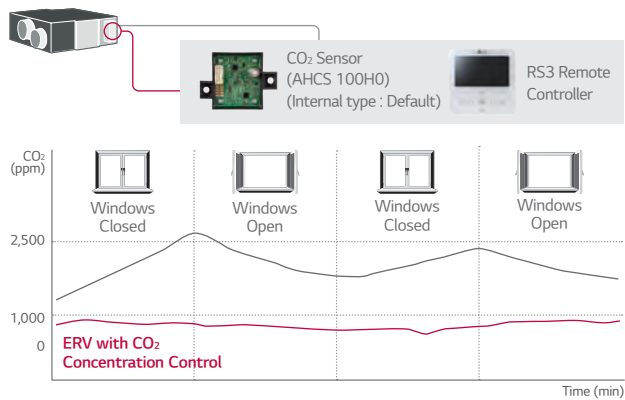
Further information

CO₂ level and room condition are displayed continuously.



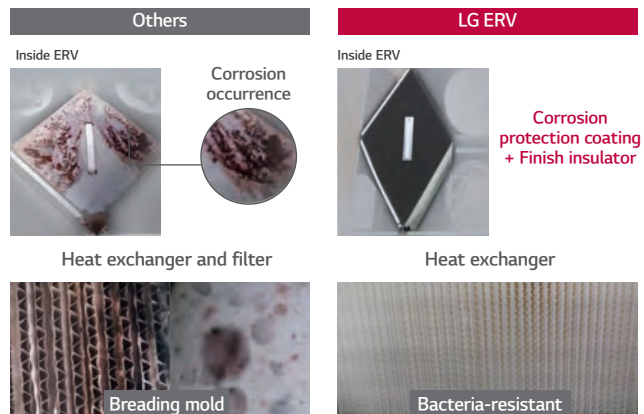
CO₂ Concentration Control

Using CO₂ sensor, LG ERV controls exhaust air flow automatically to keep indoor air fresh under settled CO₂ concentration.



High Durability

LG ERV durability is increased through bacteria-resistant material of heat exchanger and corrosion protection coating. It prevents shortening product life due to corrosion and mold and supplies high quality air to inside by minimizing the bacteria.



CONVENIENCE

Easy Control

Wired remote controller is easy for usage.



Easy

- Navigation buttons, easy to use.
- Easy installation setting



Convenient

- Flexible display
- Dual display with air conditioner
- Zoom selected directory to increase legibility.



Visible


- Indoor CO₂ level
- Alarm for filter change / Remained time to change filters

Group Control

1 wired remote controller up to 16 ERV (Including air conditioner). It is convenient for large common space such as lobby.

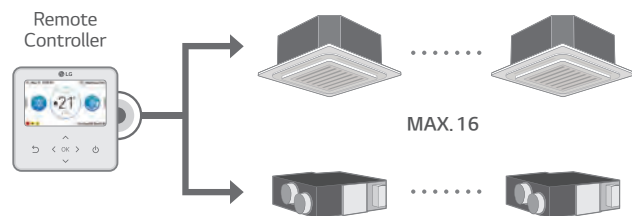
Several units combination

16 units group control is available with 1 remote controller.



Interlocking with Air Conditioning System

- LG ERV can be interlocked with air conditioners and controlled individually.
- This function can be operated when the system is connected with 1 remote controller.

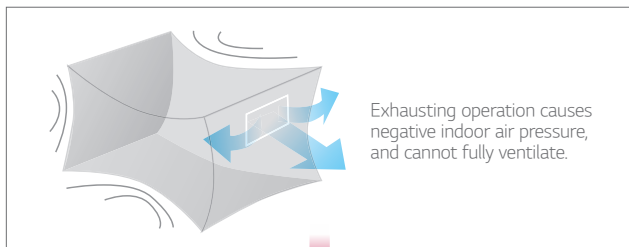


CONVENIENCE

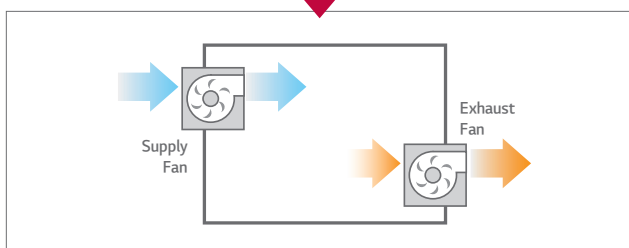
Fast Ventilation Mode

Fast ventilation mode prevents the spread of contaminants under negative indoor pressure and makes indoor air fresh and comfortable quickly.

Only Exhausting

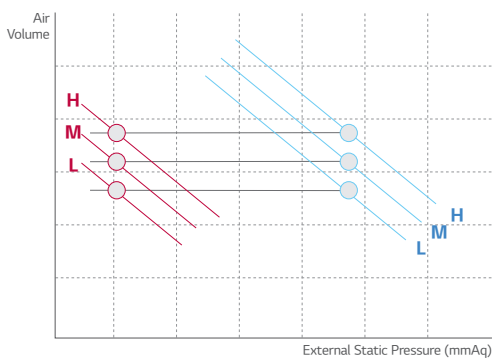


Fast Ventilation Mode



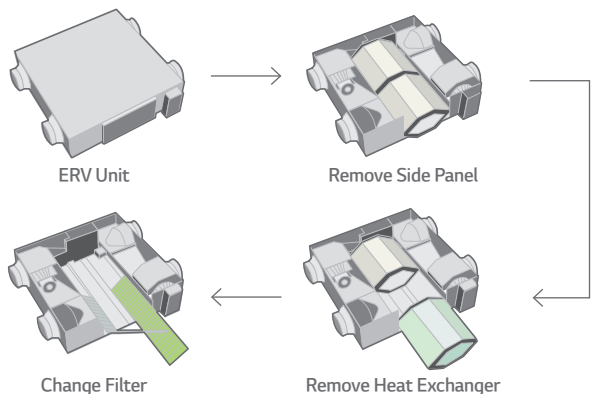
External Static Pressure Control

The high static pressure fan can control the air volume depending on the length of the duct. It is also easy to control the pressure level by using the remote controller for a more flexible duct installation and easier testing.



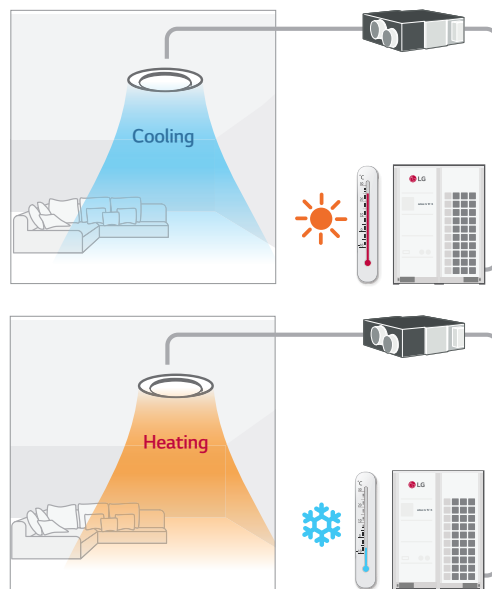
Easy Cleaning and Filter Change

Filter can be conveniently changed and cleaned.



Providing Cool & Warm Fresh Air

During the summer, ERV DX can transform outdoor warm air into cool air for indoors and it can prevent cold drafts during the winter by supplying warm air.

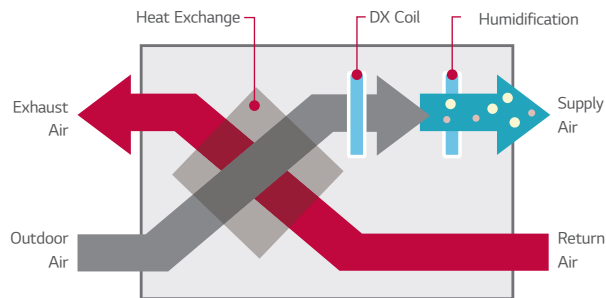


VENTILATION SOLUTIONS

Total Air Conditioning Solution

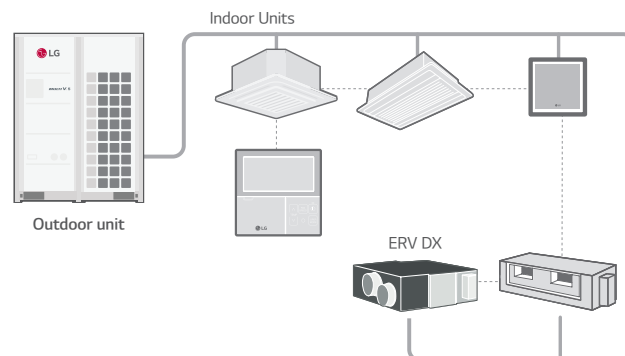
LG ERV DX can be used as a Total Air Conditioning Solution. It can control condition of incoming air with the DX coil and humidifier for making comfortable indoor air.

In the summer, LG ERV DX controls the air indoors by cooling and dehumidifying incoming air. In winter, it can provide warm air by heating and humidifying the incoming air.



Interlocking with MULTI V

LG ERV DX can be interlocked with MULTI V. It can be controlled individually by a wired remote controller connected to MULTI V indoor units.



ERV

LZ-H025GBA4 / LZ-H035GBA4
LZ-H050GBA4




Model			LZ-H025GBA4	LZ-H035GBA4	LZ-H050GBA4
Nominal Capacity		CMH (CFM)	250 (147)	350 (206)	500 (294)
Power Supply		Ø, V, Hz	1, 220-240, 50 / 60		
	Step	-	SUPER-HIGH / HIGH / LOW		
	Current	SH / H / L Amps	0.70 / 0.60 / 0.42	1.10 / 0.95 / 0.60	1.92 / 1.58 / 0.79
	Power Input	SH / H / L W	97 / 78 / 52	180 / 163 / 88	240 / 220 / 90
	Air Flow	SH / H / L CMH (CFM)	250 / 250 / 150 (147 / 147 / 88)	350 / 350 / 210 (206 / 206 / 123)	500 / 500 / 320 (294 / 294 / 124)
ERV Mode	External Static Pressure	SH / H / L Pa (inWTR)	100 / 70 / 50 (0.40 / 0.28 / 0.20)	150 / 130 / 100 (0.60 / 0.52 / 0.40)	150 / 100 / 50 (0.60 / 0.40 / 0.20)
	Temperature Exchange Efficiency	SH / H / L %	80 / 80 / 83	75 / 75 / 77	78 / 78 / 79
	Enthalpy Exchange Efficiency	Heating (SH / H / L) %	70 / 70 / 72	68 / 68 / 70	73 / 73 / 75
		Cooling (SH / H / L) %	66 / 66 / 68	63 / 63 / 65	66 / 66 / 69
Noise Level (Sound Level, 1.5m)	SH / H / L	dB(A)	29 / 28 / 24	32 / 30 / 27	34 / 32 / 25
	Step	-	SUPER-HIGH / HIGH / LOW		
	Current	SH / H / L Amps	0.70 / 0.60 / 0.42	1.10 / 0.95 / 0.60	1.92 / 1.58 / 0.79
	Power Input	SH / H / L W	97 / 78 / 52	180 / 163 / 88	240 / 220 / 90
Bypass Mode	Air Flow	SH / H / L CMH (CFM)	250 / 250 / 150 (147 / 147 / 88)	350 / 350 / 210 (206 / 206 / 123)	500 / 500 / 320 (294 / 294 / 124)
	External Static Pressure	SH / H / L Pa (inWTR)	100 / 70 / 50 (0.40 / 0.28 / 0.20)	150 / 130 / 100 (0.60 / 0.52 / 0.40)	150 / 100 / 50 (0.60 / 0.40 / 0.20)
	Noise Level (Sound Level, 1.5m)	SH / H / L	dB(A)	29 / 29 / 25	32 / 30 / 27
Heat Exchanger	Type	-	Air to air cross flow heat exchange		
Net Weight		kg	44	44	44
Dimension	W x H x D	mm	988 x 273 x 1,014	988 x 273 x 1,014	988 x 273 x 1,014
	Qty	EA	4		
Duct Work	Size (Ø)	mm	Ø200		
	Qty	EA	1		
Supply Air Fan	Type	-	Direct-Drive (Sirocco Fan)		
	Qty	EA	1		
Exhaust Air Fan	Type	-	Direct-Drive (Sirocco Fan)		
	Qty	EA	2		
Filters (Default)	Type	-	Cleanable fibrous fleeces		
	Size (W x H x D)	mm	855 x 10 x 160		855 x 6 x 230
	Model	-	AHFT035H0		AHFT050H0
Filters (Optional)	Qty	EA	2		
	Type	-	F7*		
	Size (W x H x D)	mm	423.5 x 132 x 25		425 x 194 x 25
Dry Contact			PDRYCB000		

- Note : 1. ERV mode : Total Heat Recovery Ventilation mode
 2. Refer to dimensional drawings.
 3. Noise level :
 - The operating conditions are assumed to be standard.
 - Sound measured at 1.5m below the center the body.
 - Sound level will vary depending on a range of factors such as the construction (acoustic absorption coefficient) of particular room in which the equipment is installed.
 - The sound level at the air discharge port is about 8 dB(A) higher than the unit's operating sound.
 4. Temperature and Enthalpy Exchange Efficiency at cooling Indoor Temperature : 26.5°C DB, 64.5% RH, Outdoor Temperature : 34.5°C DB, 75% RH
 5. Temperature and Enthalpy Exchange Efficiency at heating Indoor Temperature : 20.5°C DB, 59.5% RH, Outdoor Temperature : 5°C DB, 65% RH
 6. Temperature Exchange efficiency is tested at heating condition.
 7. *EN ISO 16890 : 2016

ERV

LZ-H080GBA4 / LZ-H100GBA4
LZ-H150GBA4 / LZ-H200GBA4



Model			LZ-H080GBA4	LZ-H100GBA4	LZ-H150GBA4	LZ-H200GBA4	
Nominal Capacity		CMH (CFM)	800 (471)	1,000 (589)	1,500 (883)	2,000 (1,177)	
Power Supply		Ø, V, Hz	1, 220-240, 50 / 60				
ERV Mode	Step	-	SUPER-HIGH / HIGH / LOW				
	Current	SH / H / L	Amps	2.77 / 2.16 / 1.44	3.41 / 2.90 / 1.76	5.60 / 5.40 / 2.90	6.80 / 5.90 / 3.60
	Power Input	SH / H / L	W	390 / 280 / 187	480 / 385 / 210	780 / 540 / 377	960 / 770 / 420
	Air Flow	SH / H / L	CMH (CFM)	800 / 800 / 660 (471 / 471 / 388)	1,000 / 1,000 / 800 (589 / 589 / 471)	1,500 / 1,500 / 1,200 (883 / 883 / 706)	2,000 / 2,000 / 1,600 (1,177 / 1,177 / 942)
	External Static Pressure	SH / H / L	Pa (inWTR)	200 / 110 / 60 (0.80 / 0.44 / 0.24)	160 / 90 / 50 (0.64 / 0.36 / 0.20)	200 / 110 / 60 (0.80 / 0.44 / 0.24)	160 / 90 / 50 (0.64 / 0.36 / 0.20)
	Temperature Exchange Efficiency	SH / H / L	%	79 / 79 / 82	77 / 77 / 78	79 / 79 / 82	77 / 77 / 78
	Enthalpy Exchange Efficiency	Heating (SH / H / L)	%	72 / 72 / 74	70 / 70 / 72	72 / 72 / 74	70 / 70 / 72
		Cooling (SH / H / L)	%	63 / 63 / 66	59 / 59 / 63	63 / 63 / 66	59 / 59 / 63
	Noise Level (Sound Level, 1.5m)	SH / H / L	dB(A)	40 / 37 / 31	41 / 38 / 32	43 / 40 / 34	44 / 41 / 35
	Bypass Mode	Step	-	SUPER-HIGH / HIGH / LOW			
Current		SH / H / L	Amps	2.77 / 2.16 / 1.44	3.41 / 2.90 / 1.76	5.60 / 5.40 / 2.90	6.80 / 5.90 / 3.60
Power Input		SH / H / L	W	390 / 280 / 187	480 / 385 / 210	780 / 540 / 377	960 / 770 / 420
Air Flow		SH / H / L	CMH (CFM)	800 / 800 / 660 (471 / 471 / 388)	1,000 / 1,000 / 800 (589 / 589 / 471)	1,500 / 1,500 / 1,200 (883 / 883 / 706)	2,000 / 2,000 / 1,600 (1,177 / 1,177 / 942)
External Static Pressure		SH / H / L	Pa (inWTR)	200 / 110 / 60 (0.80 / 0.44 / 0.24)	160 / 90 / 50 (0.64 / 0.36 / 0.20)	200 / 110 / 60 (0.80 / 0.44 / 0.24)	160 / 90 / 50 (0.64 / 0.36 / 0.20)
Noise Level (Sound Level, 1.5m)		SH / H / L	dB(A)	41 / 38 / 32	41 / 39 / 33	44 / 41 / 35	44 / 42 / 36
Heat Exchanger	Type	-	Air to air cross flow heat exchange				
Net Weight		kg	62		140		
Dimension	W x H x D	mm	1,062 x 365 x 1,140		1,313 x 738 x 1,140		
	Qty	EA	4		4 + 2		
Duct Work	Size (Ø)	mm	Ø250		Ø250 + Ø350		
	Qty	EA	1		2		
Supply Air Fan	Type	-	Direct-Drive (Sirocco Fan)				
Exhaust Air Fan	Qty	EA	1		2		
	Type	-	Direct-Drive (Sirocco Fan)				
Filters (Default)	Qty	EA	2		4		
	Type	-	Cleanable fibrous fleeces				
	Size (W x H x D)	mm	1,056 x 6 x 212.5				
Filters (Optional)	Model	-	AHFT100H0				
	Qty	EA	2		4		
	Type	-	F7*				
	Size (W x H x D)	mm	520 x 192 x 25				
Dry Contact			PDRYCB000				

VENTILATION SOLUTIONS
ERV

- Note : 1. ERV mode : Total Heat Recovery Ventilation mode
2. Refer to dimensional drawings.
3. Noise level :
- The operating conditions are assumed to be standard.
- Sound measured at 1.5m below the center the body.
- Sound level will vary depending on a range of factors such as the construction (acoustic absorption coefficient) of particular room in which the equipment is installed.
- The sound level at the air discharge port is about 8 dB(A) higher than the unit's operating sound.
4. Temperature and Enthalpy Exchange Efficiency at cooling Indoor Temperature : 26.5°C DB, 64.5% RH, Outdoor Temperature : 34.5°C DB, 75% RH
5. Temperature and Enthalpy Exchange Efficiency at heating Indoor Temperature : 20.5°C DB, 59.5% RH, Outdoor Temperature : 5°C DB, 65% RH
6. Temperature Exchange efficiency is tested at heating condition.
7. *EN ISO 16890 : 2016

ERV WITH DX COIL

LZ-H050GXH4 / LZ-H080GXH4
LZ-H100GXH4



Model			LZ-H050GXH4	LZ-H080GXH4	LZ-H100GXH4
Fresh Air Conditioning Load	Cooling	kW	4.93	7.46	9.12
	Heating	kW	6.73	9.80	11.72
Temperature Exchange Efficiency	SH / H / L	%	86 / 86 / 87	80 / 80 / 81	76 / 76 / 78
Enthalpy Exchange Efficiency	Cooling (SH / H / L)	%	61 / 61 / 63	50 / 50 / 53	45 / 45 / 50
	Heating (SH / H / L)	%	76 / 76 / 77	67 / 67 / 69	64 / 64 / 66
Operation Range	Outdoor air Temperature	°C	-15 ~ 45	-15 ~ 45	-15 ~ 45
Air Flow Rate	Heat Exchange Mode (SH / H / L)	CMH	500 / 500 / 440	800 / 800 / 640	1,000 / 1,000 / 820
	Bypass Mode (SH / H / L)	CMH	500 / 500 / 440	800 / 800 / 640	1,000 / 1,000 / 820
Fan	External Static Pressure (SH / H / L)	Pa	160 / 120 / 100	140 / 90 / 70	110 / 70 / 60
	System			Natural Evaporating Type	
Humidifier	Amount	kg/h	2.70	4.00	5.40
	Pressure Feed Water	Mpa		0.02 ~ 0.49	
Sound Pressure	Heat Exchange Mode (SH / H / L)	dB(A)	38 / 36 / 33	39 / 37 / 34	40 / 38 / 35
	Bypass Mode (SH / H / L)	dB(A)	39 / 37 / 34	40 / 38 / 35	40 / 38 / 35
Refrigerant				R410A	
Power Supply		Ø, V, Hz		1, 220-240, 50 / 60	
Power Input (Nominal)	Heat Exchange Mode (SH / H / L)	kW	0.25 / 0.20 / 0.15	0.42 / 0.35 / 0.25	0.48 / 0.42 / 0.27
	Bypass Mode (SH / H / L)	kW	0.25 / 0.20 / 0.15	0.42 / 0.35 / 0.25	0.48 / 0.42 / 0.27
Nominal Running Current (RLA)	Heat Exchange Mode (SH / H / L)	A	1.5 / 1.3 / 1.0	2.5 / 2.0 / 1.5	3.6 / 3.2 / 2.3
	Bypass Mode (SH / H / L)	A	1.5 / 1.3 / 1.0	2.5 / 2.0 / 1.5	3.6 / 3.2 / 2.3
Heat exchange system			Air to air cross flow total heat (Sensible + Latent heat) exchange		
Heat exchange element			Specially processed non-flammable paper		
Air Filter			Multidirectional fibrous fleeces		
Dimensions	W x H x D	mm	1,667 x 365 x 1,140		
Net Weight		kg	105		
Piping Connection	Liquid	mm	Ø6.35		
	Gas	mm	Ø12.7		
	Water	mm	Ø6.35		
	Drain Pipe (Internal Dia.)	mm (inch)	Ø25 (1)		
Connection Duct Diameter		mm	Ø250		

- Note : 1. Cooling Capacity Test condition - Indoor temperature : 27°C DB, 19°C WB / Outdoor temperature : 35°C DB
 2. Heating Capacity Test condition - Indoor temperature : 20°C DB / Outdoor temperature : 7°C DB, 6°C WB
 3. Humidifying capacity is based on the following conditions - Indoor temperature : 20°C DB, 15°C WB / Outdoor temperature : 7°C DB, 6°C WB
 4. Cooling and heating capacities are based on the following conditions. : Fan is based on High and Super-high.
 5. The operating sound measured at the point 1.5 m below the center of the unit is converted to that measured at an anechoic chamber.
 6. The specifications, designs and information here are subject to change without notice.

Accessories

Chassis	LZ-H050GXH4	LZ-H080GXH4	LZ-H100GXH4
Drain Pump		-	
Cassette Cover		-	
Refrigerant Leakage Detector		PRLDNV50	
EEV Kit		-	
Independent Power Module		-	
Robot Cleaner		-	
Pre Filter (Washable)		-	
Ion Generator		-	
CO ₂ Sensor		AHCS100H0	
Ventilation Kit		-	
IR Receiver		-	
Zone Controller		-	
Dry Contact (with additional accessory)		PDRYCB000 (1 point contact) PDRYCB500 (Modbus)	
External Input (1 point)		○	
Wi-Fi		-	

※ ○ : Applied, - : Not applied
 Option : Refer to model name in table

ERV WITH DX COIL (WITHOUT HUMIDIFIER)

LZ-H050GXN4 / LZ-H080GXN4
LZ-H100GXN4



Model			LZ-H050GXN4	LZ-H080GXN4	LZ-H100GXN4
Fresh Air Conditioning Load	Cooling	kW	4.93	7.46	9.12
	Heating	kW	6.73	9.80	11.72
Temperature Exchange Efficiency	SH / H / L	%	86 / 86 / 87	80 / 80 / 81	76 / 76 / 78
Enthalpy Exchange Efficiency	Cooling (SH / H / L)	%	61 / 61 / 63	50 / 50 / 53	45 / 45 / 50
	Heating (SH / H / L)	%	76 / 76 / 77	67 / 67 / 69	64 / 64 / 66
Operation Range	Outdoor air Temperature	°C	-15 ~ 45	-15 ~ 45	-15 ~ 45
Air Flow Rate	Heat Exchange Mode (SH / H / L)	CMH	500 / 500 / 440	800 / 800 / 640	1,000 / 1,000 / 820
	Bypass Mode (SH / H / L)	CMH	500 / 500 / 440	800 / 800 / 640	1,000 / 1,000 / 820
Fan	External Static Pressure (SH / H / L)	Pa	180 / 150 / 110	170 / 120 / 80	150 / 100 / 70
	System				
Humidifier	Amount	kg/h			
	Pressure Feed Water	Mpa			
Sound Pressure	Heat Exchange Mode (SH / H / L)	dB(A)	39 / 37 / 35	41 / 38 / 36	41 / 39 / 36
	Bypass Mode (SH / H / L)	dB(A)	39 / 37 / 35	41 / 38 / 36	41 / 39 / 36
Refrigerant			R410A		
Power Supply		Ø, V, Hz	1, 220-240, 50 / 60		
Power Input (Nominal)	Heat Exchange Mode (SH / H / L)	kW	0.25 / 0.20 / 0.15	0.42 / 0.35 / 0.25	0.48 / 0.42 / 0.27
	Bypass Mode (SH / H / L)	kW	0.25 / 0.20 / 0.15	0.42 / 0.35 / 0.25	0.48 / 0.42 / 0.27
Nominal Running Current (RLA)	Heat Exchange Mode (SH / H / L)	A	1.5 / 1.3 / 1.0	2.5 / 2.0 / 1.5	3.6 / 3.2 / 2.3
	Bypass Mode (SH / H / L)	A	1.5 / 1.3 / 1.0	2.5 / 2.0 / 1.5	3.6 / 3.2 / 2.3
Heat exchange system	Air to air cross flow total heat (Sensible + Latent heat) exchange				
Heat exchange element	Specially processed non-flammable paper				
Air Filter	Multidirectional fibrous fleeces				
Dimensions	W x H x D	mm	1,667 x 365 x 1,140		
Net Weight		kg	98		
Piping Connection	Liquid	mm	Ø6.35		
	Gas	mm	Ø12.7		
	Water	mm	-		
	Drain Pipe (Internal Dia.)	mm (inch)	Ø25 (1)		
Connection Duct Diameter		mm	Ø250		

- Note : 1. Cooling Capacity Test condition - Indoor temperature : 27°C DB, 19°C WB / Outdoor temperature : 35°C DB
 2. Heating Capacity Test condition - Indoor temperature : 20°C DB / Outdoor temperature : 7°C DB, 6°C WB
 3. Humidifying capacity is based on the following conditions - Indoor temperature : 20°C DB, 15°C WB / Outdoor temperature : 7°C DB, 6°C WB
 4. Cooling and heating capacities are based on the following conditions. : Fan is based on High and Super-high.
 5. The operating sound measured at the point 1.5 m below the center of the unit is converted to that measured at an anechoic chamber.
 6. The specifications, designs and information here are subject to change without notice.

Accessories
















Chassis	LZ-H050GXN4	LZ-H080GXN4	LZ-H100GXN4
Drain Pump			-
Cassette Cover			-
Refrigerant Leakage Detector		PRLDNV50	
EEV Kit			-
Independent Power Module			-
Robot Cleaner			-
Pre Filter (Washable)			-
Ion Generator			-
CO ₂ Sensor		AHCS100HO	
Ventilation Kit			-
IR Receiver			-
Zone Controller			-
Dry Contact (with additional accessory)		PDRYCB000 (1 point contact) PDRYCB500 (Modbus)	
External Input (1 point)		○	
Wi-Fi			-

※ ○ : Applied, - : Not applied
 Option : Refer to model name in table

VENTILATION SOLUTIONS








ERV

COMPATIBILITY

Controller Product		Premium	Standard III	Standard II	Simple	Simple for Hotel	Wireless	Dry Contact						
		PREMTA000 PREMTA000A PREMTA000B	PREMTB10	PREMTB100	PREMTB801	PREMTB001	PQRCVCLOQ	PQRCVCOQW	PQRCHCAOQ	PQRCHCAOQW	NEW PWLSSB21H (H/P)	Simple Dry Contact PDRYCB000	2 points Dry Contact PDRYCB400	Dry Contact for Thermostat PDRYCB300 NEW PDRYCB320
MULTI	 4 Way ARNU-A4 ARNU-B4	○	○	○	○	○	○	○	○	○	○	○	○	○
	 Ceiling Mounted Cassette 2 Way / 1 Way ARNU-B4 ARNU-C4	○	○	○	○	○	○	○	○	○	○	○	○	○
	 Round CST ARNU-A4	○	○	○	○	○	○	○	○	○	○	○	○	○
	 High Sensible ARNU-A4	○	○	○	○	○	○	△	○	○	○	○	○	○
	 Ceiling Concealed Duct High / Mid Statics ARNU-A4	○	○	○	○	○	○	△	○	○	○	○	○	○
	 Low Statics ARNU-G4	○	○	○	○	○	○	△	○	○	○	○	○	○
	 FAU (Fresh Air intake) ARNU-Z4	○	○	○	○	○	○	△	○	○	○	○	○	○
	 Convertible & Ceiling Suspended ARNU-A4	○	○	○	○	○	○	○	○	○	○	○	○	○
	 Console ARNU-A4	○	○	○	○	○	○	○	○	○	○	○	○	○
	 Floor standing AP-Q36GR5A4 AP-Q48GT3E4 AP-Q100LFA0	○	○	○	○	○	○	○	○	○	○	○	○	○
	 Wall Mounted ARNU-A4 ARNU-C4 ARNU-N4	○	○	○	○	○	○	○	○	○	○	○	○	○
	 ERV	-	-	-	-	-	-	-	○	-	○	-	-	
	 ERV DX-Coil	○	○	○	-	-	-	○	-	-	○	-	○	
	 AHU Communication Kit	○	○	○	-	-	-	○	-	-	-	-	○	
	 Hydro Kit	○	○	○	-	-	-	△	-	-	-	-	-	

※ ○ : Compatible, △ : Need wired remote controller / IR receiver, - : Not compatible
 1) It has a separate remote controller.

FEATURE FUNCTIONS

Controller Name	Wired Remote Controller					Wireless Remote Controller	Wi-Fi Modem
	Premium	Standard III	Standard II	Simple	Simple(Hotel)		
Model Name							
	PREMTA000 PREMTA000A PREMTA000B	PREMTB100 PREMTBB10	PREMTB001 PREMTBB01	PQRCVCL0Q PQRCVCL0QW	PQRCHCA0Q PQRCHCA0QW	NEW PWLSSB21H (H/P)	PWFMDD200
Basic	On / Off	○	○	○	○	○	○
	Fan Speed Control	○	○	○	○	○	○
	Temperature Setting	○	○	○	○	○	○
	Mode Change	○	○	○	○	-	○
	Auto Swing	○	○	○	○	○	○
	Vane Control (Louver Angle)	○	○	○	○	○	○
	E.S.P (External Static Pressure)	○	○	○	○	○	-
	Electric Failure Compensation	○	○	○	○	○	-
	Indoor Temperature Display	○	○	○	○	○	○
	ALL Button Lock (Child Lock)	○	○	○	○	○	-
Advanced	Schedule / Timer	Weekly - Yearly	Weekly - Yearly	Weekly	-	-	Sleep / On / Off Weekly
	Additional Mode Setting ¹⁾	○	○	○	-	-	-
	Time Display	○	○	○	-	-	○
	Humid. Display	○	○	-	-	-	-
	Advanced Lock (mode, set point, set point range, on/off Lock)	Advanced Lock	Advanced Lock	-	-	-	-
	Filter Sign	○	○	○	-	-	-
	Energy Management ²⁾	○	○	○	-	-	-
	Dual Set Point	○	○	-	-	-	-
	Human Detection	-	○	-	-	-	-
	Temp, Humidity Compensation	○	○	-	-	-	-
Wi-Fi AP mode setting	○	○	○	○	○	○	
ETC	Operation Status LED	○	○	○	○	○	-
	Wireless Remote Controller Receiver	○ ³⁾	-	○ ³⁾	○ ³⁾	○ ³⁾	-
	Display	5 inch Color	4.3 inch Color	4.3 inch mono	2.6 inch mono	2.6 inch mono	2 inch mono
	Size (W x H x D, mm)	137 x 121 x 16.5	120 x 120 x 16	120 x 120 x 16	64 x 120 x 15	64 x 120 x 15	51 x 153 x 26
	Black Light Control for Screen Saver	○	○	-	-	-	-

※ ○ : Applied, - : Not Applied

1) It might not be indicated or operated at the partial product.

2) Centralized control (PACEZA000 / PACS5A000 / PACP5A000 / PLNWKB000) and PDI (PQNUD1S40 / PPWRDB000) should be installed for this function.

3) For ceiling type duct.

Note


- Indoor unit should have functions requested by the controller.

- If you need more detail, please refer to the manual of product. (<http://partner.lge.com>: Home> Doc.Library> Manual)

ACCESSORIES

MECHANICAL ACCESSORIES

PIPING ACCESSORIES





CASSETTE PANEL

The Independent Vane Operation makes desired and comfortable air flow.

Model Name & Applied Products

4 Way Cassette

(Mini) PT-QCHW0
(Standard) PT-MCGW0
(Air purification) PT-MPGW0

1 Way Cassette (1,100 x 34 x 500)

(Standard) PT-UAHW0
(Air purification) PT-UPHG0

* Air Purifying Kit
(1 Way) PTAHTPO
(4 Way) PTAHMPO

2 Way Cassette

(Standard) PT-USC

1 Way Cassette (1,420 x 34 x 500)

(Standard) PT-TAHW0
(Air purification) PT-TPHG0

* Human detection Sensor
(4 Way) PTVSAA0



PT-QCHW0



PT-MCGW0



PT-MPGW0



PT-USC



PT-UAHW0



PT-UPHG0



PT-TAHW0



PT-TPHG0

Key Features

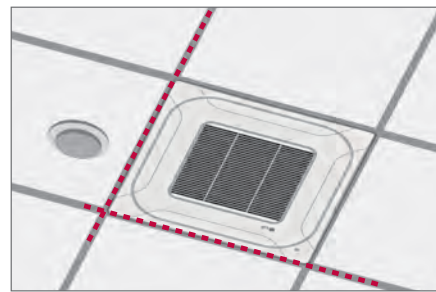
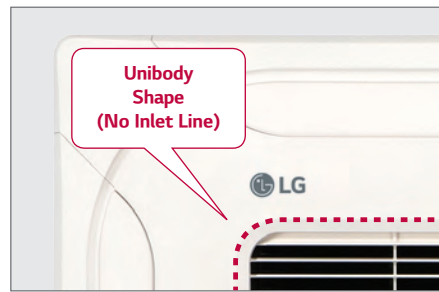
- Independent vane operation uses separate motors, making it Possible to control all 1, 2, and 4 vanes independently.
- The detachable corner design makes it easy to adjust the hanger during installation and to check for leakages in the drain pipe and refrigerant pipes.

* Air purifying panel can be used with air purifying kit together for 1 Way, 4 Way panel.

* Human detecting sensor can be used with human detecting sensor for 4 Way panel.

Compact and Stylish Design

- New 4 Way cassette panel adapted unibody shape and matching with into the ceiling.
- Panel size is fit into the ceiling tile.



Specification

Model	Suction Type	Color (RAL)	Gloss	Weight (kg)	Dimension (mm)			Applied Model Capacity (kW)*					
					W	H	D	Single Split		MULTI Split		MULTI V	
								R32	R410A	R32	R410A	R410A	
4 Way	PT-QCHW0	Grill	Morning Fog (RAL 9001)	-	3.0	620	35	620	2.5 - 5.0	2.5 - 5.0	1.5 - 5.3	1.5 - 5.3	1.6 - 6.2
	PT-MCHW0	Grill	Morning Fog (RAL 9001)	-	6.3	950	35	950	6.8 - 14.6	6.8 - 14.6	6.7	-	7.1 - 15.8
	PT-UQC	Grill	Morning Fog (RAL 9001)	-	3.0	700	22	700	2.5 - 5.0	2.5 - 5.0	-	1.5 - 5.3	1.6 - 6.2
	PT-UQC	Grill	Morning Fog (RAL 9001)	-	5.6	950	25	950	6.8 - 14.6	6.8 - 14.6	-	6.7	7.1 - 15.8
2 Way	PT-USC	Grill	Morning Fog (RAL 9001)	-	4.7	1,100	28	690	-	-	-	-	2.8 - 7.1
	PT-UUC	Grill	Noble White (RAL 9003)	○	4.6	1,100	34	500	-	-	-	-	2.2 - 3.6
1 Way	PT-UUC1	Grill	Noble White (RAL 9003)	-	4.4	1,100	34	500	-	-	2.6 - 3.5	2.6 - 3.5	-
	PT-UTC	Grill	Noble White (RAL 9003)	○	5.5	1,420	34	500	-	-	-	-	5.6 - 7.1
	PT-UUD	Panel	Noble White (RAL 9003)	○	4.6	1,100	34	500	-	-	-	-	2.2 - 3.6
	PT-UTD	Panel	Noble White (RAL 9003)	○	5.5	1,420	34	500	-	-	-	-	5.6 - 7.1

* Based on cooling capacity ※ ○ : Applied, - : Not applied

DUAL VANE CASSETTE PANEL



Model Name

PT-AAGWO
PT-AEGWO
PT-AFGWO

Available from 'Oct 2020





Key Features

Model	Function					
	Dual Vane	Wi-Fi	Floor Temperature Sensor	Air Purification	Elevating Grille	Human detection sensor
PT-AAGWO	○	Optional	X	X	X	Optional
PT-AEGWO	○	Optional	X	X	○	Optional
PT-AFGWO	○	Optional	○	Optional	X	Optional

Specification

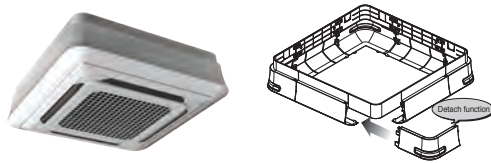
Model	Suction Type	Color (RAL)	Gloss	Weight (kg)	Dimension (mm)		
					W	H	D
PT-AAGWO	Grid	White (RAL 9003)	-	7.1	950	35	950
PT-AEGWO	Grid	White (RAL 9003)	-	8.5	950	35	950
PT-AFGWO	Grid	White (RAL 9003)	-	7.5	950	35	950

Air Purification Kit

Model	Image	Model name	Dielectric Dust collecting filter	Photocatalytic Deodorizing filter	HVPS
					
Air purification kit		PTAHMPO	○	○	○

CASSETTE COVER

Cover in case of exposed cassette installation.



Key Features

- Specially designed for indoor unit
- Covers the side area of cassette
- Gives elegant looks
- Light weight

Specification

Model	Front Panel	Weight (kg)		Dimensions (mm)			
		NET	Gross	W	H	D	
PTDCM	PT-UMC / PT-UMC1	TP / TN	5.9	8.8	1,157	1,157	268
		TM	5.9	8.8	1,157	1,157	310
PTDCQ	PT-UQC	TR	5.0	7.2	907	907	268
		TQ	5.0	7.2	907	907	310

Model Name

PTDCM / PTDCQ

Applied Products

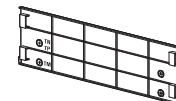
4 Way Cassette (for chassis TP, TN, TM, TQ, TR)

Included Parts

- Cover A, Cover B
- Cover C, Cover D
- Screws
- Installation Manual



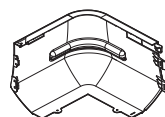
Cover A (4 units)



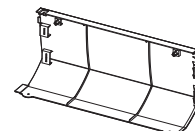
Cover B (4 units)



Screw (32 units)



Cover C (4 units)




Cover D (4 units)



Installation Manual

CO₂ SENSOR

CO₂ sensor in ventilation system.



Model Name

AHCS100H0

Applied Products

LZ-H025GBA4
 LZ-H035GBA5 / LZ-H050GBA5
 LZ-H080GBA5 / LZ-H100GBA5
 LZ-H150GBA5 / LZ-H200GBA5

Applicable Products

LZ-H050GXN0 / LZ-H080GXN0
 LZ-H100GXN0 / LZ-H050GXH0
 LZ-H080GXH0 / LZ-H100GXH0

Key Features

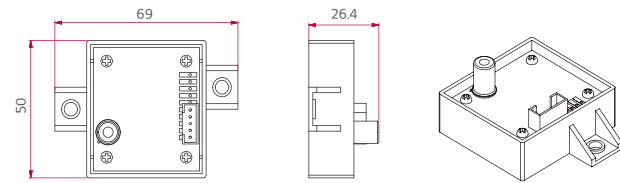
Specification

- Applied Model : ERV (Embedded), ERV DX (Option)
- Supply voltage : DV12V ± 5%
- Output : 0.6 ~ 4.4V (Linear output, 240 ~ 1,760 ppm CO₂)
- Accuracy : ± 10% (2 days after installation)

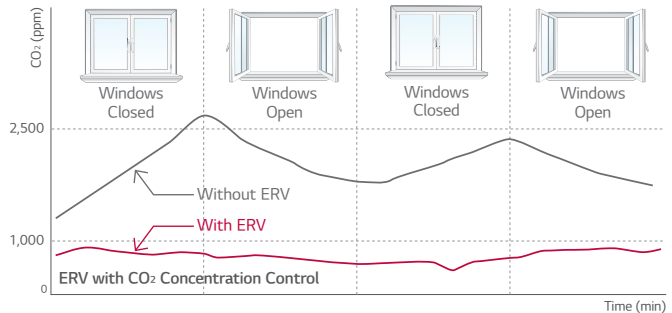
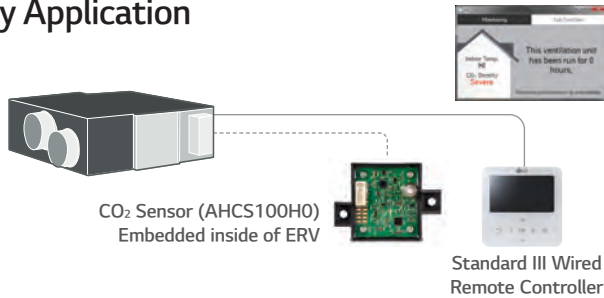
Description

- The product is especially designed to detect CO₂.
- This model requires Standard III Wired Remote Controller for display.

Dimensions (Unit : mm)

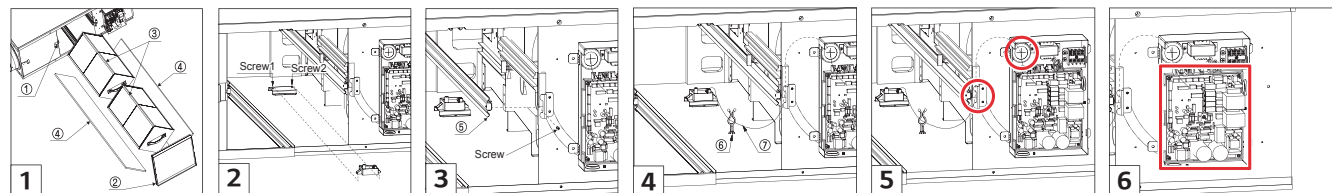


Key Application



How to Install

1. Remove a screw on the service cover. Pull the service cover fixing bracket(①), then remove the service cover(②). Remove two elements(③) and two air filters(④).
 2. Install the sensor with two screws.
 3. Remove a screw, then remove the right side of element rail(⑤).
 4. Press the holder(⑥) into the hole to fix the CO₂ sensor cable(⑦).
 5. Connect the wire terminal to the CN-CO₂ port of PCB.
- ※ Airflow can be controlled by concentration of CO₂, after setting automatic operation mode at remote controller.
 ※ Use the screwdriver whose total length is less than 250mm.



REFRIGERANT LEAKAGE DETECTOR

R410A refrigerant leakage detector ensures room safety.



Model Name

PRLDNVSO

Applied Products

MULTI V 5
MULTI V IV Heat Pump & Heat Recovery
MULTI V WATER IV

Key Features

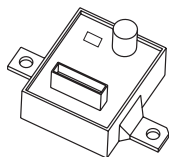
- This detector senses refrigerant leakage when the refrigerant concentration exceeds 6,000ppm. (The green and red LED lights blink simultaneously.)
- Alarm is "on" when refrigerant leaks out more than 6,000ppm for 5 seconds. If it is reduced less than 6,000ppm for 5 seconds, alarm is "off".
- When the alarm of the refrigerant leak detector is switched on the user must ventilate the room until the alarm is disabled.
- The detector has to be installed inside the room and it should be installed 300 ~ 500mm above the floor.

Specification

Parts	Specification	
	Rated Voltage (V)	DC 5.0 ± 5%
	Dimensions (W x H x D, mm)	31 x 44 x 20
	Weight (g)	22
Sensor	Detectable Refrigerant	R410A
	Detected Concentration (ppm)	0 / 6,000 Alarm Off / On
	Operating Temperature Range (°C)	-10 - 50
	Preserved Temperature Range (°C)	-40 - 60
	Average Power Consumption (mA)	35
Connecting Cable	Cable Length (m)	10
Sensor Protective Cover	Dimensions of Front Plate (W x H x D, mm)	80 x 110 x 44.6
	Dimension of Back Plate (W x H x D, mm)	80 x 110 x 6.5

※ This function available for ARU****L**5 and 4 (MULTI V 5, MULTI V IV H/P, H/R model)

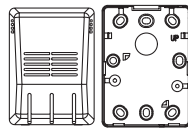
Included Parts



Sensor



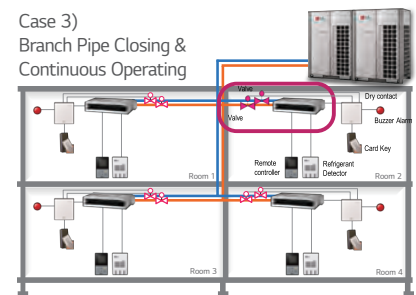
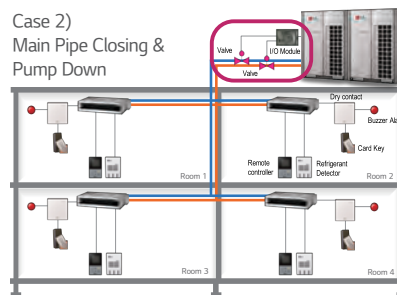
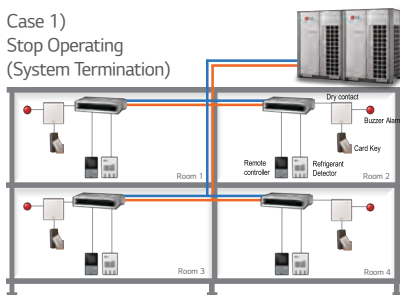
Connecting Cable



Sensor Protective Cover

Key Application

Refrigerant Leakage Detector has three application methods.



Accessory Specification (To realize the case 2 application)



I/O Module
PVDSMN000



PRLDNVSO
(Refrigerant
leak detector)



[Optional / Field Supply]
Automatic
Ball Valve¹⁾



PDRYCB400
(Dry contact)



[Optional / Field Supply]
Buzzer alarm
for central control room
(Direct connection - DC 30V, - 1A)



[Field Supply]
Buzzer alarm for room



Central Control Devices

※ Necessary accessory

1) Please contact to subsidiary to get the recommended specification. (LG Electronic don't provide this accessory)

EEV KIT (FOR INDOOR UNIT)

MULTI V EEV KIT is specially designed to reduce noise and make comfort environment.



Key Features

- Decreasing noise level of MULTI V Indoor units and easy installation.

Model Name

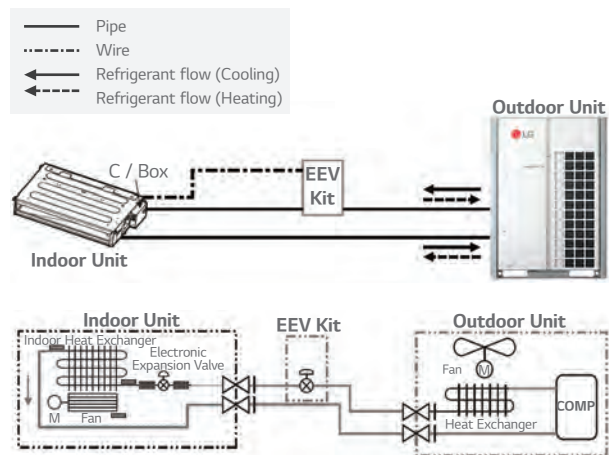
PRGK024A0

Applied Products



Indoor Unit	Model	Chassis	Applicable
Cassette	1 Way Cassette	TU	○
	2 Way Cassette	TT	N/A
		TS	○ (-5.6kW)
	4 Way Cassette	TR	○
		TQ	○ (-4.5kW)
		TP	N/A
		TN	N/A
		TM	-
		BG	-
	Duct	High Sensible	BR
B8			-
B8			-
High Static		M1	○ (-5.6kW)
		M2	-
		M3	-
		L1	○
Low Static		L2	-
		L3	-
		CE	○
Floor Standing	CF	-	
	VE	○	
	V1	-	
	V2	-	
Etc	Ceiling Suspended	SJ	○
		SK	○
		SV	-
	Wall Mounted	SF	○
		QA	○
	Art Cool Console	K2	-
		K3	-

※ ○ : Applied, - : Not applied, N/A : Not Applicable

Key Application



EEV Kit can be applied for the space which requires quiet environment and noise sensitive space.

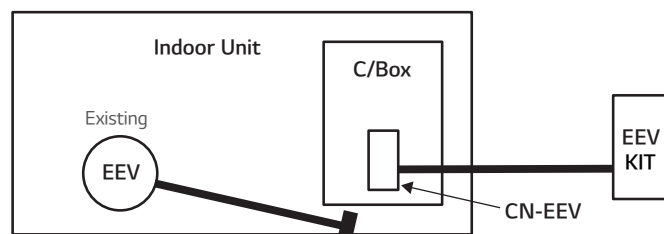


Note : If you don't use EEV of same specification, Cooling (Heating) capacity could be decreased.

How to Install

Open Indoor unit's control box cover.

- ① Open fully indoor unit's EEV through vacuum mode of ODU setting.
- ② Detach the Indoor unit's EEV connector from PCB and then push the reset button of Outdoor unit's PCB.
- ③ After connecting indoor unit's EEV CONNECTOR, repeat the process ① & ②. Then, connect the EEV CONNECTOR of EEV KIT in PCB of indoor unit.
- ④ Finally connect the lead wire of the EEV Kit to the indoor unit's PCB.
- ⑤ Assemble the control box cover.



IR RECEIVER

IR RECEIVER can be connected to ceiling concealed duct and floor standing unit which the customer wants to control by wireless remote controller.



Model Name

PWLRVN000

Applied Products

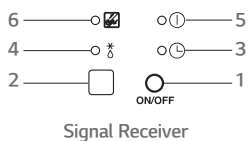
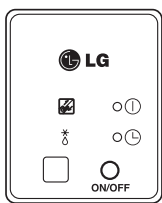
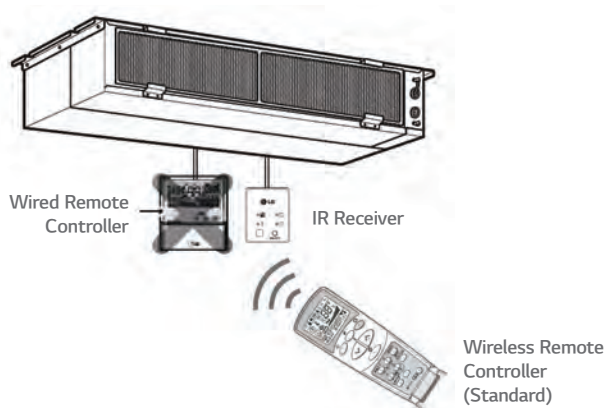
MULTI V Indoors (Ceiling Concealed Duct, Floor Standing Units)

Key Features

- Designed for wireless control.
- Indication lamps (3 colors) and Self-diagnosis function.

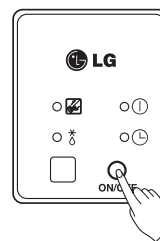
Key Application

Note : Do not install both the IR Receiver and Wired Remote Controller. This may cause malfunctions.



Operation of Indication Lamps

- ① Emergency Operation button : Turns the indoor unit on or off when remote controller is not working.
- ② Signal Detector : Receives the signal from remote controller.
- ③ Timer lamp (Green) : Lights up during the timer operation.
- ④ Hotstart lamp (Orange) : Lights up during the pre-heating operation, defrost operation as well as latent heat removal operation in heat mode. Available only for the heat pump models, not cooling only models.
- ⑤ System On / Off lamp (Red) : Lights up during system controller operation.
- ⑥ Filter Sign lamp (Green) : Lights up after 2,400 hours from the time of first power on operation.



Test Run Mode

After installing the product, you must run a Test Run mode. Press the Emergency Operation button for 5 seconds, until the LED flickers. Then the indoor unit, duct runs cooling mode for 18 minutes, where the setting temperature is 18°C and the fan speed is high.

INDEPENDENT POWER MODULE

It closes EEV in indoor unit when power cut.



Model Name

PRIPO

Applied Products

MULTI V Indoor Units

Key Features

- Independent Power Module is specially designed to close the Indoor EEV when power cut-off.
- Supply Voltage : DC 12V ± 50%


Included Parts

Model	PRIPO			(Others)
Item	Independent Power Kit	Screw	Clamp (Tie Wrap)	• Harness 1 (1m)
Q'ty	1	2	4	• Harness 2 (1m)
				• Harness 3 (1m)
				• Installation Manual
				• Insulation (PE)

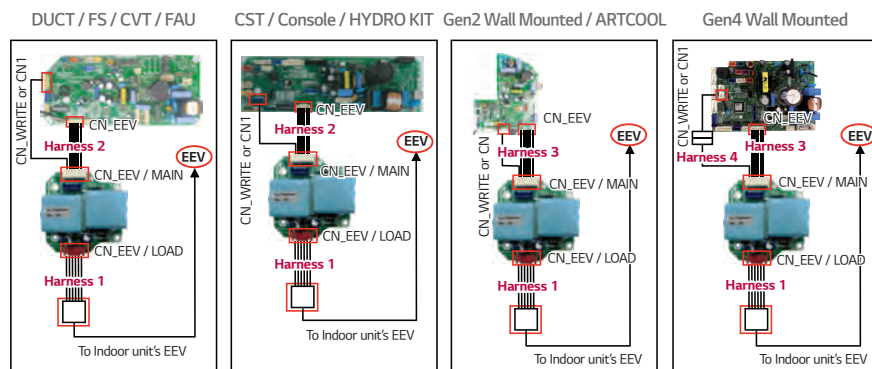


Key Application

If the EEV is opened due to power cut off, liquid refrigerant flows into compressor. It could damage the compressor in cooling mode. Also condensing might be happened for unclosed EEV's indoor unit due to flow of refrigerant.



How to Install



- ① Turn the power off using circuit breaker.
- ② Disconnect the EEV cable of the indoor unit's PCB (CN-EEV)
- ③ Connect the independent power module (CN-EEV/LOAD) to the indoor unit's EEV, using harness 1.
- ④ Connect the independent power module (CN-EEV/MAIN) to the indoor unit's PCB (CN-EEV/CN-WRITE), using harness 2 or 3.
- ⑤ Supply the power.

- * FS : Floor Standing
- * CVT : Convertible
- * FAU : Fresh Air Intake Unit
- * CST : Cassette

AUXILIARY HEATER RELAY KIT

Providing an efficient way to add auxiliary heat.

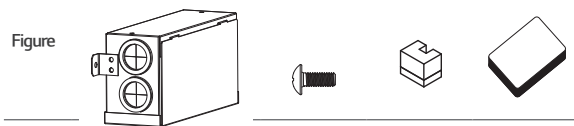


Key Features

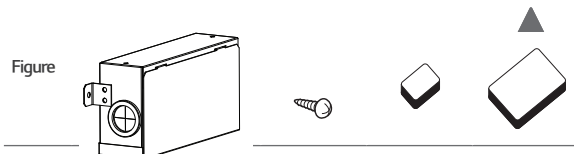
- Provides two stages of auxiliary heat for indoor unit.
- Provides ability to use the two stage auxiliary heater as the primary or secondary heating source.

Included Parts

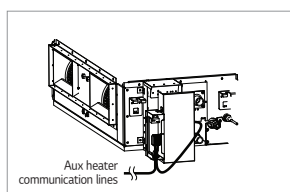
Model	PRARH1			
Item	Auxiliary Heater Relay Kit	Screw	Insulation	Installation Manual
Q'ty	1	2	2	1



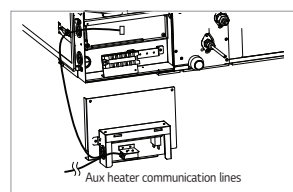
Model	PRARS1			
Item	Auxiliary Heater Relay Kit	Screw	Insulation	Installation Manual
Q'ty	1	2	2	1



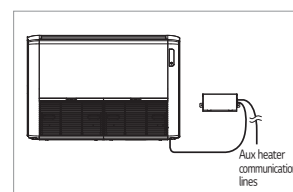
How to Install



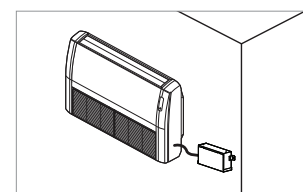
High Static Ducted



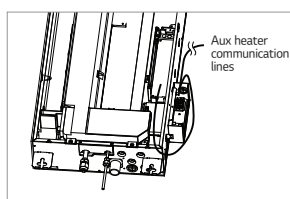
Low Static Ducted



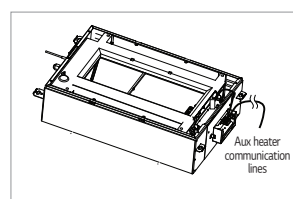
Ceiling Suspended



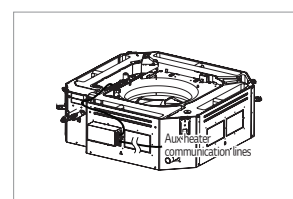
Wall Mounted



1 Way Cassette



2 Way Cassette



4 Way Cassette

Model Name

PRARS1

Applied Products

Wall Mounted, Art Cool Mirror, Art Cool Gallery

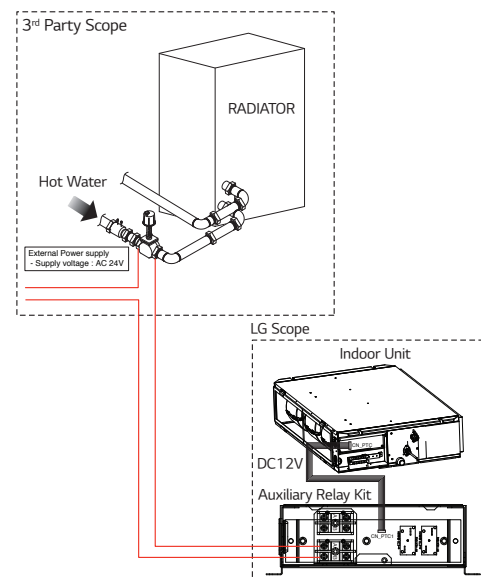
Model Name

PRARH1

Applied Products

1, 2, 4 Way Ceiling Cassette, High Static Ducted, Low Static Ducted, Ceiling Suspended


Key Application



ACCESSORIES

MECHANICAL ACCESSORIES

HEAT RECOVERY



Model Name

- PRHR023 (2 Branch Unit)
- PRHR033 (3 Branch Unit)
- PRHR043 (4 Branch Unit)
- PRHR063 (6 Branch Unit)
- PRHR083 (8 Branch Unit)

Applied Products

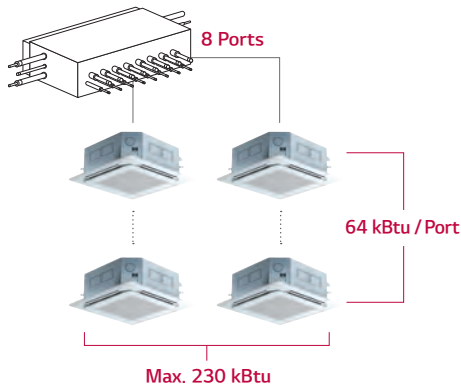
- MULTI V 5
- MULTI V IV
- MULTI V WATER IV

Key Features

- Max. 64 indoor units can be connected. (Max. 8 indoor units per branch)
- It is easy to install due to the automatic search algorithm for piping detection.
- Subcooling cycle in HR unit makes the system efficiency maximum.

Connection Capacity

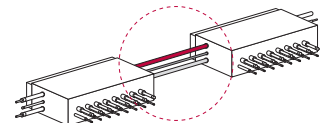
Maximum number of connectable indoor units :
64 IDUs / HR unit (in case of 8 ports model)



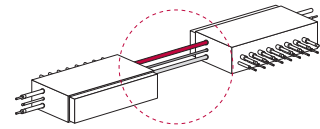
Flexible Connection

Series connection can be installed without pipes crossing.

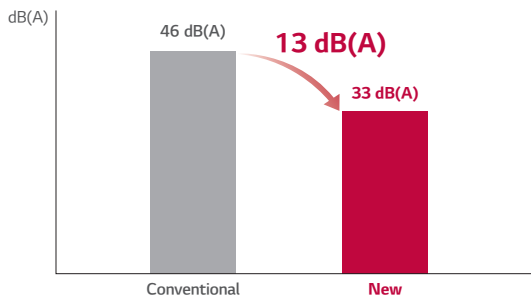
New



Considering the direction for Indoor units and SVC port, connection for reverse direction makes much easier



Reduce Noise



Test Condition (ISO Standard)

- Temp. : (Cooling) 27°C DB / 19°C WB, 35°C DB / 24°C WB
(Heating) 20°C DB / 15°C WB, 7°C DB / 6°C WB
- Operating : cooling → heating switching operation

Included Parts




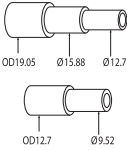
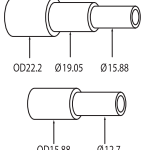
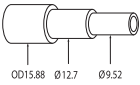
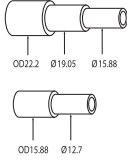
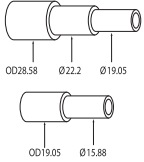
- HR unit (1EA)
- Hanging bolts M10 or M8 (4EA)
- Nut M8 or M10 (8EA)
- Washers M10 (8EA)
- Reducers

Specification

Model		PRHR023	PRHR033	PRHR043	PRHR063	PRHR083		
Number of Branch	EA	2	3	4	6	8		
Maximum Connectable Capacity of Indoor Units (Per branch / unit)	kW	17.5 / 35	17.5 / 52.5	17.5 / 69.5	17.5 / 69.5	17.5 / 69.5		
Maximum Number of Connectable Indoor Units Per Branch	EA	8	8	8	8	8		
Nominal Input	Cooling	kW	0.040	0.040	0.040	0.076	0.076	
	Heating	kW	0.038	0.038	0.038	0.072	0.072	
Net. Weight	kg	18.5	20.3	22.0	28.3	31.8		
Dimensions (W x H x D)	mm	786 x 218 x 657	786 x 218 x 657	786 x 218 x 657	1,113 x 218 x 657	1,113 x 218 x 657		
Piping Connections	Indoor Unit	Liquid	mm (inch)	9.52 (3/8)	9.52 (3/8)	9.52 (3/8)	9.52 (3/8)	9.52 (3/8)
		Gas	mm (inch)	15.88 (5/8)	15.88 (5/8)	15.88 (5/8)	15.88 (5/8)	15.88 (5/8)
	Outdoor Unit	Liquid	mm (inch)	9.52 (3/8)	12.7 (1/2)	15.88 (5/8)	15.88 (5/8)	15.88 (5/8)
		Low Pressure	mm (inch)	22.2 (7/8)	28.58 (11/8)	28.58 (11/8)	28.58 (11/8)	28.58 (11/8)
		High Pressure	mm (inch)	19.05 (3/4)	22.2 (7/8)	22.2 (7/8)	22.2 (7/8)	22.2 (7/8)
Power Supply	Ø, V, Hz	1,220-240, 50 1,220, 60	1,220-240, 50 1,220, 60	1,220-240, 50 1,220, 60	1,220-240, 50 1,220, 60	1,220-240, 50 1,220, 60		

Reducers for Indoor Unit and HR Unit

(Unit : mm)

Model	Liquid	High Pressure	Low Pressure
Indoor Unit Reducer			
PRHR023			
HR Unit Reducer			
PRHR033 PRHR043 PRHR063 PRHR083			

Y BRANCH AND HEADER BRANCH

For refrigerant distribution of indoor units.



Model Name

Refer to specifications

Applied Products

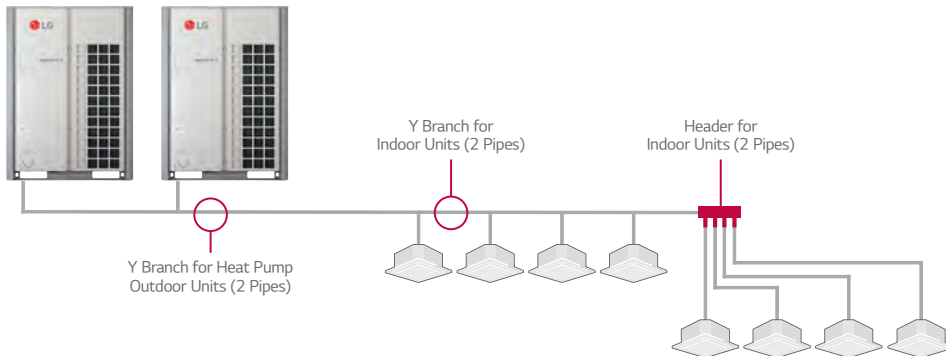
MULTI V 5
 MULTI V IV
 MULTI V III, MULTI V PLUS II, MULTI V PLUS
 MULTI V S
 MULTI V WATER IV
 MULTI V WATER II
 MULTI V WATER S

Key Features

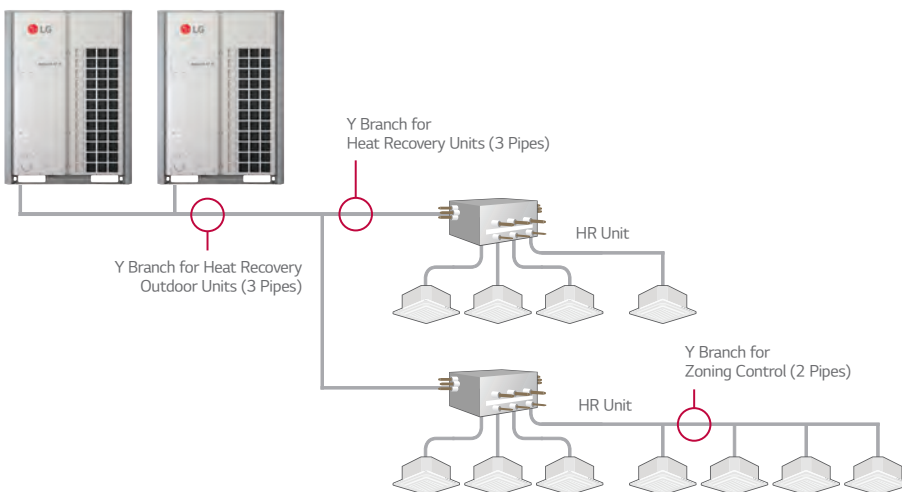
- Various Y Branch pipe of different capacities make MULTI V installation much easier.
- Y Branch and header branch for both gas and liquid are provided.
- Insulation material is also provided for covering the branches.

Key Application

Heat Pump System



Heat Recovery System



Specification

Header Branch R410A

(Unit : mm)

Model	Gas Pipe	Liquid Pipe
ARBL054 (4 Branch)		
ARBL057 (7 Branch)		
ARBL104 (4 Branch)		
ARBL107 (7 Branch)		
ARBL1010 (10 Branch)		
ARBL2010 (10 Branch)		

ACCESSORIES

PIPING ACCESSORIES

PIPING ACCESSORIES

Y Branch pipe for connection of outdoor units.

Specification

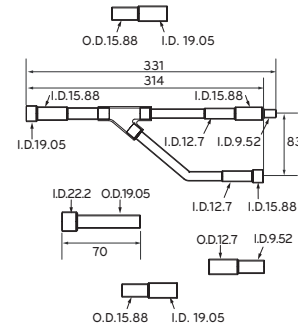
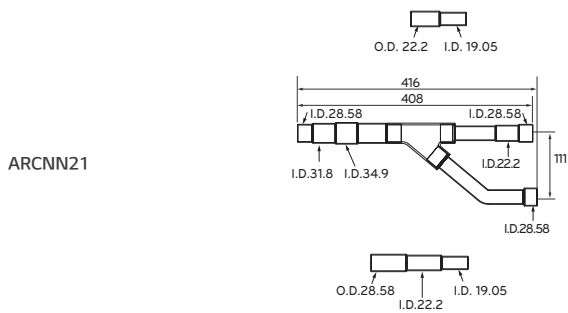
Heat Pump

R410A

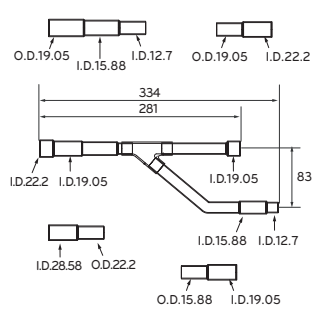
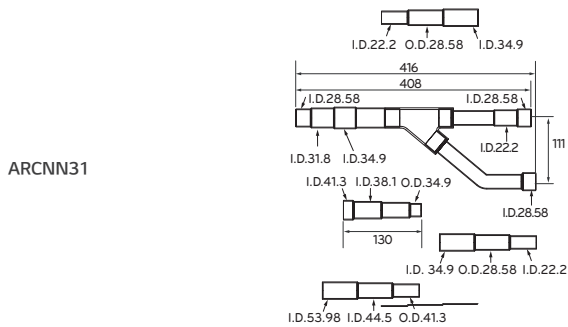
MULTI V 5, MULTI V IV, MULTI V III, MULTI V WATER IV, MULTI V WATER II

(Unit : mm)

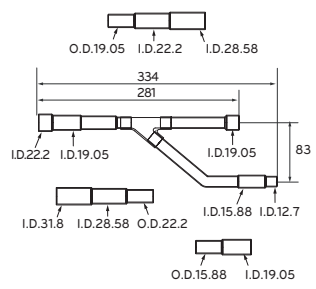
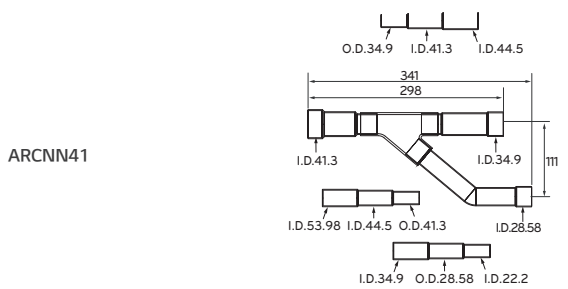
2 Outdoor Units		
Model	High Pressure Gas Pipe	Liquid Pipe



3 Outdoor Units		
Model	High Pressure Gas Pipe	Liquid Pipe



4 Outdoor Units		
Model	High Pressure Gas Pipe	Liquid Pipe



Specification

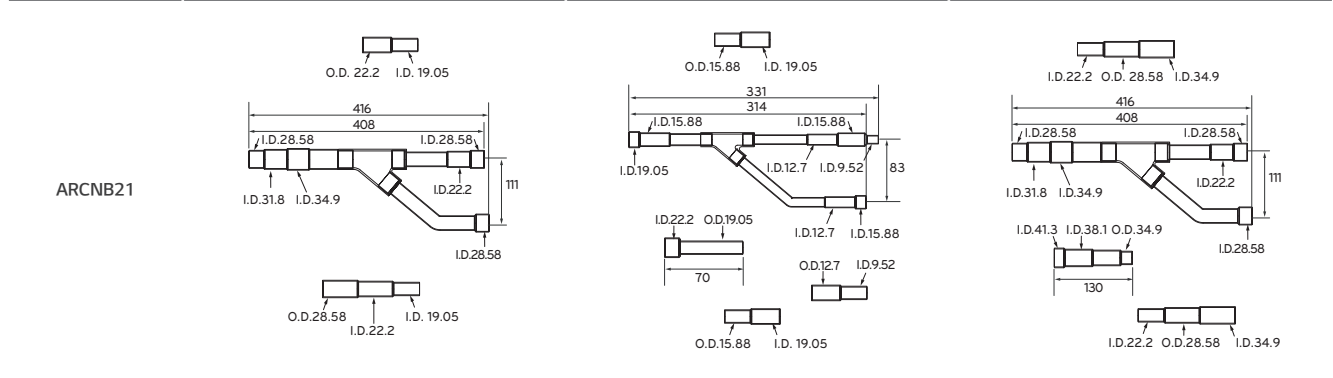
Heat Recovery

R410A

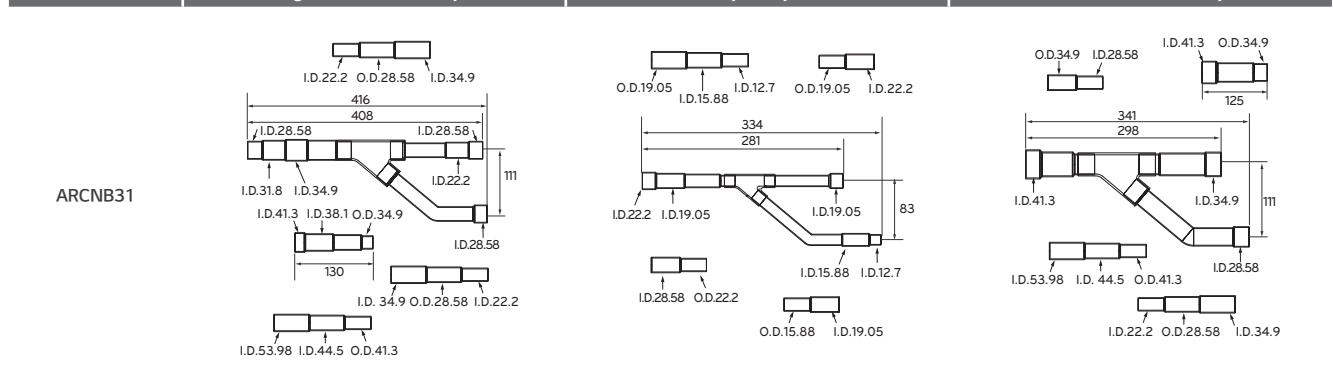
MULTI V 5, MULTI V IV Heat Recovery, MULTI V III Heat Recovery, MULTI V WATER IV Heat Recovery, MULTI V WATER II Heat Recovery

(Unit : mm)

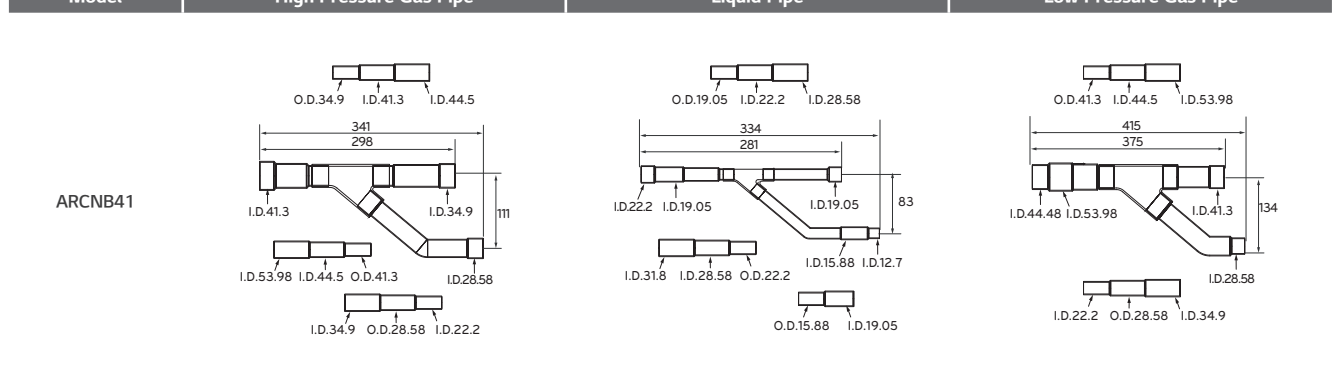
2 Outdoor Units



3 Outdoor Units



4 Outdoor Units



ACCESSORIES

PIPING ACCESSORIES

PIPING ACCESSORIES

Y Branch pipe for connection of outdoor units.

Specification

Heat Pump, Heat Recovery Zone Control

R410A

MULTI V 5, MULTI V IV, MULTI V III, MULTI V PLUS II, MULTI V PLUS, MULTI V S, MULTI V MINI, MULTI V SPACE II, MULTI V WATER IV, MULTI V WATER S, MULTI V WATER II

(Unit : mm)

Model	Gas Pipe	Liquid Pipe
ARBLN01621		
ARBLN03321		
ARBLN07121		
ARBLN14521		
ARBLN23220		

REFRIGERANT CHARGING KIT

Recharging refrigerant after a pump down or when refrigerant is either insufficient or excessive.



Model Name

PRAC1

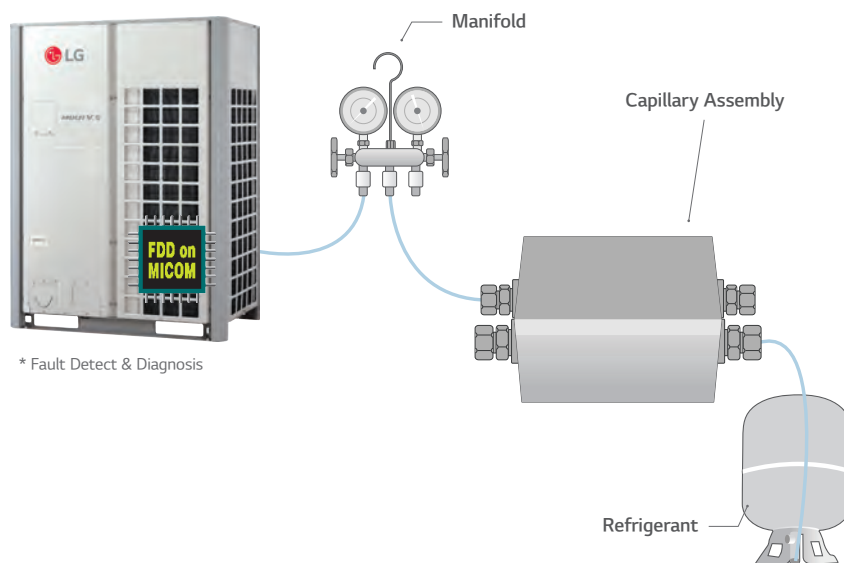
Applied Products

MULTI V 5
MULTI V IV Heat Pump
MULTI V IV Heat Recovery
MULTI V III Heat Pump
MULTI V III Heat Recovery
MULTI V PLUS II
MULTI V SYNC II

How to Use


- Arrange manifold, capillary assembly, refrigerant vessel and scale.
- Connect manifold to the gas pipe service valve of outdoor unit as shown in the figure.
- Connect manifold and capillary tube. Use designated capillary assembly only.
If designated capillary assembly isn't used, the system may get damaged.
- Connect capillary and refrigerant vessel.
- Purge hose and manifold.
- After "568" is displayed, open the valve and charge the refrigerant.

Key Application



DRAIN HOSE

Easy drain installation.



Model Name

PHDHA05T
PHDHA07T
PHDHA05B
PHDHA07B

Applied Products

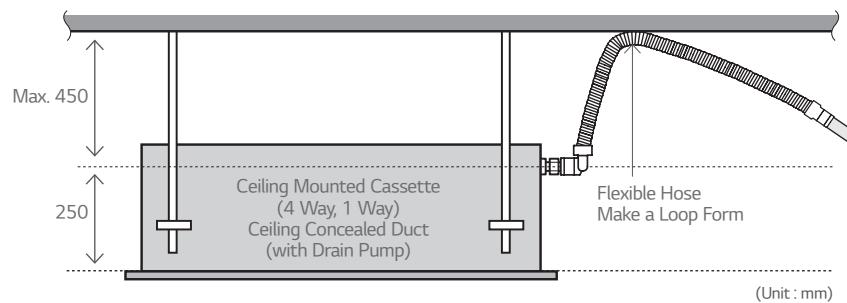
MULTI V Indoor units

Key Features

- It reduces the installation time by over 40% with elbow-less drain hose.
- Drain pump covers maximum 700mm high, featuring easy piping installation.

Key Application

- Ceiling Mounted Cassette and Ceiling Concealed Duct. (Refer to PDB for applicable model)

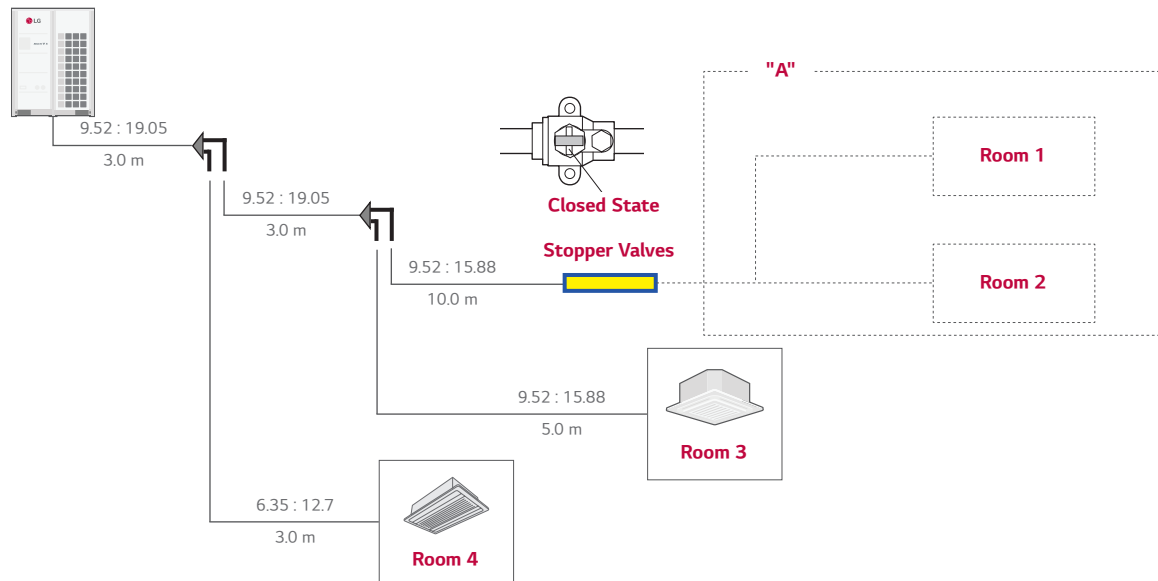


Specification

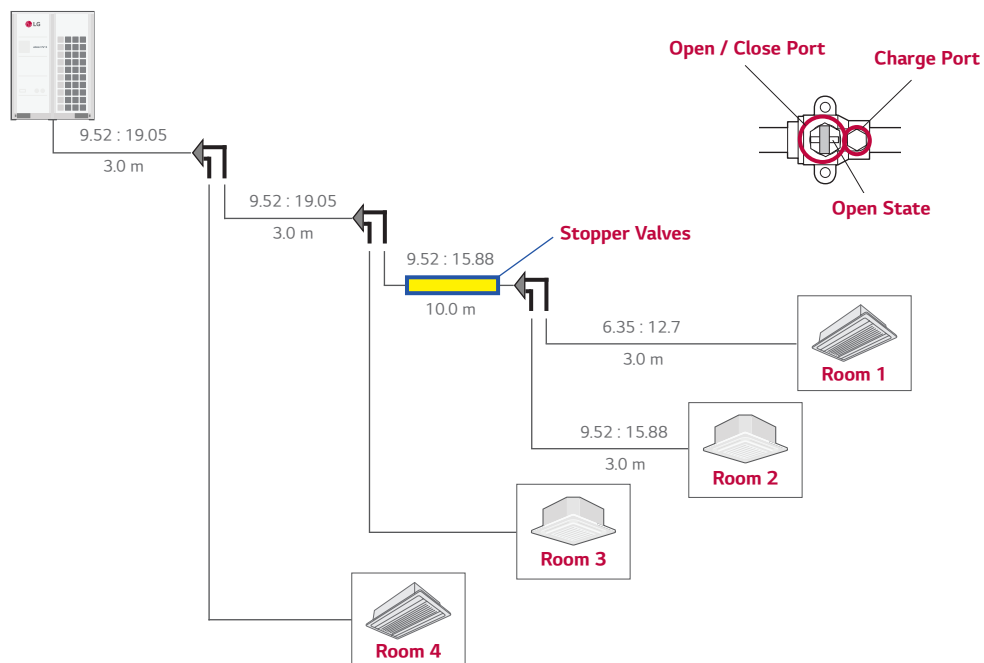
Model	Length	Quantity
PHDHA05T	500mm	30EA
PHDHA07T	700mm	30EA
PHDHA05B	500mm	5EA
PHDHA07B	700mm	5EA

Application

(Room 3 & 4 : in use / Room 1 & 2 : need to install indoor units)



- In case of installation of additional indoor unit, refrigerant of used indoor unit must be discharged. (Room 3 & Room 4)
- If stopper valve is already installed, you can install additional indoor unit without refrigerant loss from the entire system.
- After installation of additional indoor unit, you just need refrigerant charging for "A" section.
- Then, open the Stopper Valve.





LG Electronics

<http://www.lg.com>
<http://partner.lge.com>

Copyright © 2020 LG Electronics. All rights reserved.

Distributed by